

# YKK AP

www.ykkap.com

 enerGfacade<sup>®</sup>  
YKK AP Energy Saving Solutions



Doe Run Elementary - Manheim, PA

## YES 45 XT

Advanced Performing Storefront  
with Dual Thermal Barriers

The **YES 45 XT** storefront system features a dual thermal barrier design to significantly reduce heat transfer and keep internal surfaces warmer. Our ThermaBond Plus<sup>®</sup> technology delivers superior thermal protection and structural integrity to provide longer vertical spans and horizontal spacings; not to mention its best-in-class thermal performance attributes.

- Outside and Inside Glazing options
- Greater energy efficiency can be achieved by substituting in higher performance glass
- High Performance Sill Flashing
  - ◆ No blind seals
  - ◆ Tall back leg for enhanced water resistance
  - ◆ Patented 3-point attachment of end dam
- Panning, trims and accessories available
- Integrates with our YKK AP Entrances and Sun Control Systems

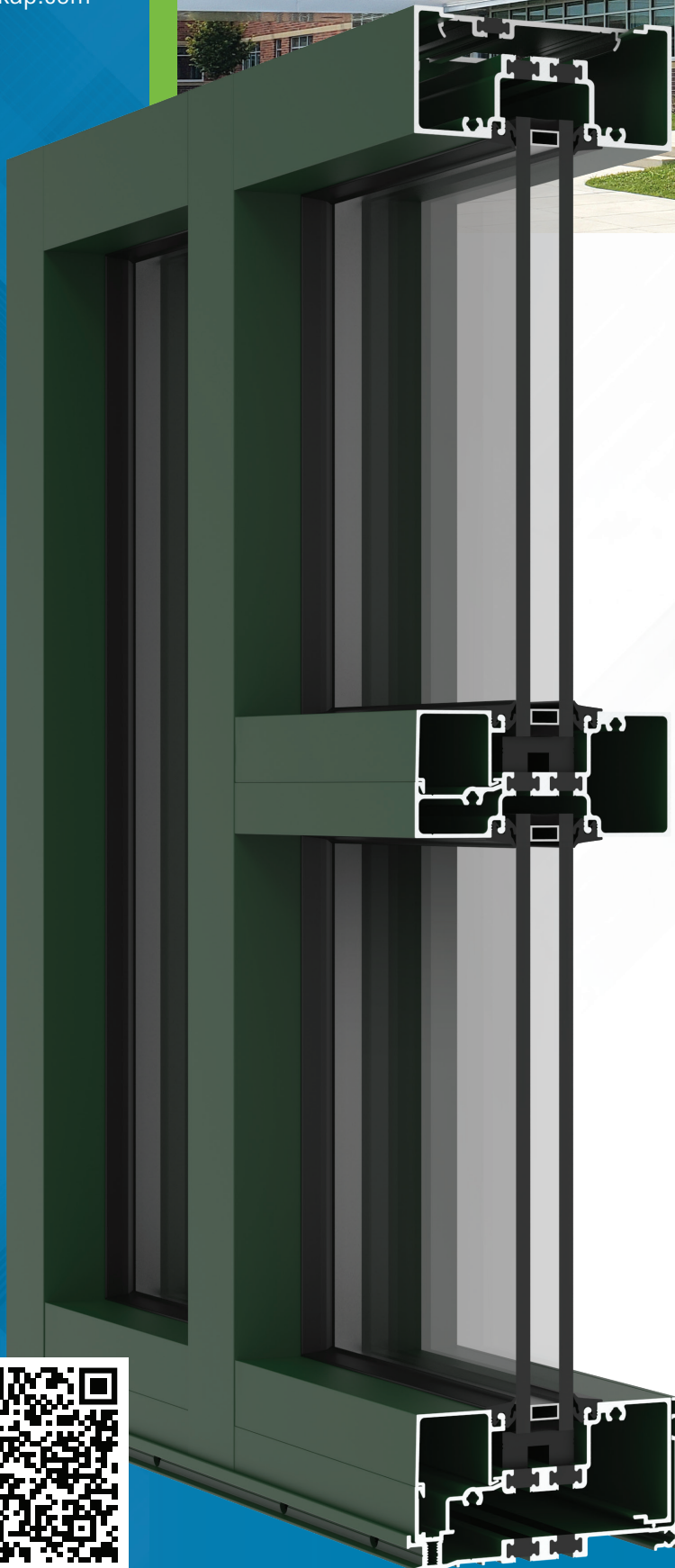
### Configuration:

Glazing	Glass Setting	Installation
Outside or Inside	Center Set	Screw Spline

### Thermal Values:

<b>U-Factor:</b>	Values as low as <b>0.32*</b>
<b>CRF:</b>	Minimum <b>57</b> <sub>frame</sub> and <b>62</b> <sub>glass</sub>

\*Based on NFRC 100. Lower values may be achieved through further simulation.



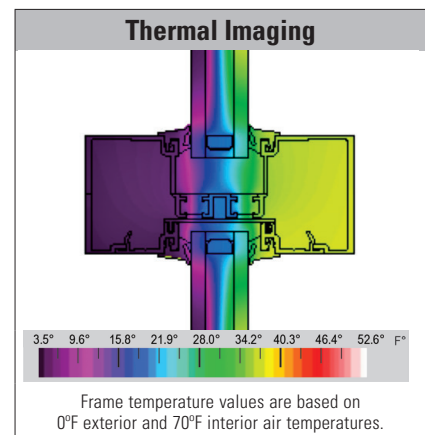
YES 45 XT SPECS		
<b>Base Depth</b>	4-1/2"	
<b>Sightline</b>	2"	
<b>Config</b>	Outside & Inside Glazed / Center Set	
<b>Tested Glass</b>	1" IGU with Low-E (C.O.G. U-Factor: 0.29)	
Test	Results	Standards
<b>Air Infiltration</b>	0.06 CFM/FT <sup>2</sup> (1.10 m <sup>3</sup> /h·m <sup>2</sup> ) @ 6.24 PSF (299 Pa)	ASTM E 283
<b>Water Infiltration</b>	<b>Static:</b> 12 PSF (575 Pa)	ASTM E 331 AAMA 501
<b>Acoustical</b> (1" IGU)	<b>Standard STC:</b> 32 <b>Standard OITC:</b> 27	ASTM E 90 ASTM E 1425
	<b>Laminated STC:</b> 36 <b>Laminated OITC:</b> 30	

Thermal Performance								
Mullion Depth (1" IGU)	U-Factor - BTU/hr·ft <sup>2</sup> ·°F						CRF	
2" x 4-1/2"	0.37	0.36	0.34	0.32	0.31	0.29	66	64
<b>Center of Glass</b>	<b>0.30</b>	<b>0.28</b>	<b>0.26</b>	<b>0.24</b>	<b>0.22</b>	<b>0.20</b>	<b>Frame</b>	<b>Glass</b>
AAMA 507 & NFRC 100							AAMA 1503	

Finish Options	
Type	Standard
Factory Anodized	AAMA 612
Organic Paints	AAMA 2604 AAMA 2605


**Various System Options**

10" High Sill Covers, XT Fillers, Extended Face Covers, Expansion Mullions, 90° Inside and Outside Corners, 135° Outside Corner




## Sill Flashing Design

- ▶ 2" back leg on sill flashing – enhanced water resistance in the field and in water testing
- ▶ Three point attachment of end dam, with a foldable tab and two screws into flashing splines
- ▶ No sill anchoring required if end reaction is less than 500 lbs
- No secondary penetration of sill and flashing when properly sealed



## Up Close View of the Sill

- ▶ **DUAL THERMAL BARRIER**  
Dual pour and de-bridge design on the sill and flashing facilitates U-factors and cost effectiveness.
- ▶ **WARMER INTERIOR SURFACES**  
Greater occupant comfort and increased resistance to condensation (CRF).
- ▶ **THERMABOND PLUS**  
A process that greatly improves the adhesion of the polyurethane material to the aluminum. This plasma technology resolves the problem of dry shrinkage associated with typical pour and de-bridged systems.



Additional information including CAD details, CSI specs, test reports and installation instructions are found on the Product Guide by clicking this link or visiting [www.ykkap.com/commercial/productguide](http://www.ykkap.com/commercial/productguide)