


INTRODUCING STYLEVIEW® CONTEMPORARY WINDOWS

FOR DISTINCTIVE STYLE

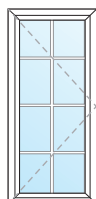
Up until now, YKK AP StyleView® single-hung windows were only available with an integral brick mould. While field installation was a snap, we realize home builders sometimes need more flexibility to accommodate trending architectural styles and siding selections. That's why we developed StyleView Contemporary Windows. Unlike the appearance of typical bevel frames, StyleView Contemporary Windows feature architectural details which stand alone as a contemporary frame or becomes the foundation for virtually any add-on trim detail. Home builders—and buyers—now have nearly limitless options to create homes with distinctive style. Without compromising the quality, performance and value that all StyleView windows and doors deliver.



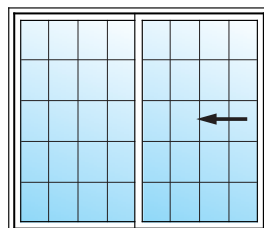
AVAILABLE WINDOWS AND DOORS



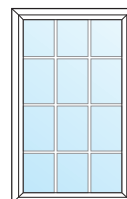
Single-Hung *



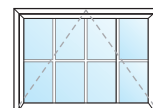
Casement



Sliding Door



Picture



Awning



* Available in equal, cottage, and oriel sash elevations



DESIGNED TO PERFORM



COLORS



Stone*


Tan

Tuscan Bronze**

White

*not available for standard sliding door at this time
 **not available for single-hung or standard sliding door at this time
 Color swatches are representative only.

GRID PATTERNS



Colonial

Prairie

Perimeter
Prairie

Valance

ENERGY EFFICIENCY GLASS



270 Low-E (Standard)
 Reduces heat gain 50% and
 blocks 86% of sun's UV rays

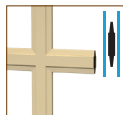


366 Low-E
 Reduces heat gain 64% and
 blocks 95% of sun's UV rays

GRID STYLES (FACE WIDTH: 7/8")



Flat Grids
Between Glass



Sculptured Grids
Between Glass



Simulated Divided
Lights

GLASS APPEARANCE

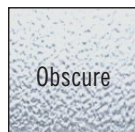
Select from three glass appearance options for enhanced style, light management, and privacy:



Clear



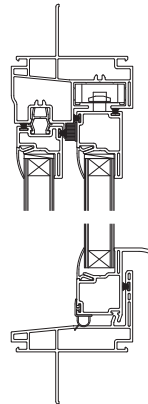
Rain



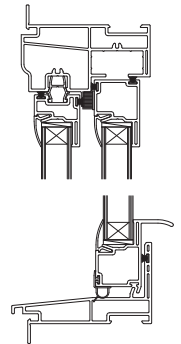
Obscure

STYLEVIEW® CONTEMPORARY AND FLANGE WINDOWS PERFORM GREAT TOGETHER

Contemporary



Single-Hung with Flange



AIR, STRUCTURAL AND WATER PERFORMANCE

Window Type	Size	Air Infiltration @ 1.57 PSF	Water PSF	Structural PSF	Structural Class	Florida Certification Number
Single-Hung	36 x 80	0.11	7.50	52.5	DP35	26492
	48 x 72	0.10	7.50	52.5	DP35	26492
	48 x 72*	0.10	7.50	75.0	DP50	26492
Casement	40 x 80	0.01	7.50	75.0	DP50	15153
Casement Picture	60 x 80	0.01	7.50	75.0	DP50	11539
Awning	60 x 36	0.01	7.50	75.0	DP50	11385
Picture	72 x 96	0.00	7.50	52.5	DP35	26493
	80 x 80	0.00	7.50	75.0	DP50	26493

* Reinforced

To determine thermal performance ratings,
 enter product specifications in:



Quality
inspires®

4234 Ocmulgee Blvd East
 Macon, Georgia 31217
 p: 866-348-9091
 f: 478-744-6221
www.ykkap.com/residential

SVNT/040118