


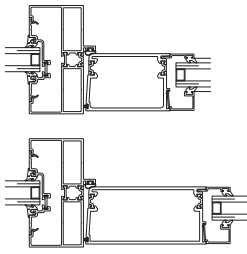
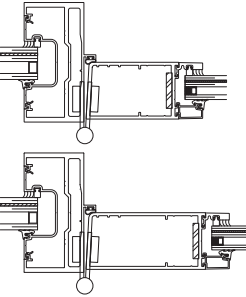
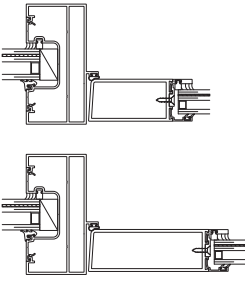


Product w/ Description	20D Door A narrow stile entrance system available with monolithic or insulating glass.	35D Door A medium stile entrance system available with monolithic or insulating glass.	50D Door A wide stile entrance system available with monolithic or insulating glass.	25FD Flush Panel Doors A flush panel doors with FRP or aluminum skin.
Typical Door Jamb Detail				
Stile Dimensions	1-3/4" x 2-1/8"	1-3/4" x 3-1/2"	1-3/4" x 5"	1-3/4"
Door Action	Single Double	Single Double	Single Double	Single
Infill Options	3/16", 1/4", 5/16", 3/8", 1/2", 5/8", 3/4", 7/8", & 1"	3/16", 1/4", 5/16", 3/8", 1/2", 5/8", 3/4", 7/8", & 1"	3/16", 1/4", 5/16", 3/8", 1/2", 5/8", 3/4", 7/8", & 1"	-
Thermal System / Performance	No / CRF: 22 U-value: 0.74 btu/hr/ft ² /°F	No	No	No
Acoustical Rating	-	-	-	-
Threshold Type	Air	Air	Air	Air
2-Color Option	No	No	No	No
Integrates with Systems	YES 40 FS/FI, YES 45 CS/CI YES 45 FS/FI/FT/TU YWW 45 FS / FI, TU, YWW 50 T, YCW 750	YES 40 FS/FI, YES 45 CS/CI YES 45 FS/FI/FT/TU YWW 45 FS / FI, TU, YWW 50 T, YCW 750	YES 40 FS/FI, YES 45 CS/CI YES 45 FS/FI/FT/TU YWW 45 FS / FI, TU, YWW 50 T, YCW 750	YES 40 FS/FI, YES 45 CS/CI YES 45 FS/FI/FT/TU YWW 45 FS / FI, TU, YWW 50 T, YCW 750
Mid Rail Option	Yes	Yes	Yes	No
Pivot Hardware	Offset Pivots, Butt Hinges, Continuous Hinges	Offset Pivots, Butt Hinges, Continuous Hinges	Offset Pivots, Butt Hinges, Continuous Hinges	Offset Pivots, Butt Hinges, Continuous Hinges
Forced Entry Resistance	No Entry (300 lbs for 30 seconds)	No Entry (300 lbs for 30 seconds)	No Entry (300 lbs for 30 seconds)	No Entry (300 lbs for 30 seconds)
Hurricane Impact Tested	-	-	-	-
Blast Mitigation	-	-	-	-
Performance Test Standards	ASTM E283, E330 AAMA 507, 1304-02, 1503 NFRC 100, 200, 500 TAS 202	ASTM E 283, E 330 AAMA 1304-02 NFRC 100, 200, 500 TAS 202	ASTM E 283, E 330 AAMA 1304-02 NFRC 100, 200, 500 TAS 202	ASTM E283, E330 AAMA 1304-02

See General Notes at end of document.

Product w/ Description	40M / 50M Monumental Doors A heavy duty entrance system designed for high traffic areas.	25T Thermal Door A thermally broken narrow stile entrance system available with insulating glass.	35T Thermal Door A thermally broken medium stile entrance system available with insulating glass.	50T Thermal Door A thermally broken wide stile entrance system available with insulating glass.
Typical Door Jamb Detail				
Stile Dimensions	40M: 2" x 4" 50M: 2" x 5"	2" x 2-1/2"	2" x 3-1/2"	2" x 5"
Door Action	Single	Single Double	Single Double	Single Double
Infill Options	1/4" and 1"	1" and 1-1/4"	1" and 1-1/4"	1" and 1-1/4"
Thermal System / Performance	No	Thermally Broken / CRF _f : min. 59 U-value: 0.52 btu/hr/ft ² /°F	Thermally Broken / CRF _f : min. 59 U-value: 0.54 btu/hr/ft ² /°F	Thermally Broken / CRF _f : min. 61 U-value: 0.56 btu/hr/ft ² /°F
Acoustical Rating	-	-	-	-
Threshold Type	Air	Air	Air	Air
2-Color Option	No	Yes	Yes	Yes
Integrates with Systems	YES 40 FS/FI, YES 45 CS/CI YES 45 FS/FI/FT/TU YWW 45 FI/TU, YCW 750	YES 45 TU/XT, YES 60 TU/XT YWW 45 T/TU, YWW 50 T/TU, YWW 60 TU, YCW 750 OG/IG, YCW 750 XT/XT IG	YES 45 TU/XT, YES 60 TU/XT YWW 45 T/TU, YWW 50 T/TU, YWW 60 TU, YCW 750 OG/IG, YCW 750 XT/XT IG	YES 45 TU/XT, YES 60 TU/XT YWW 45 T/TU, YWW 50 T/TU, YWW 60 TU, YCW 750 OG/IG, YCW 750 XT/XT IG
Mid Rail Option	Yes	Yes	Yes	Yes
Pivot Hardware	Offset Pivots, Butt Hinges, Continuous Hinges	Offset Pivots, Butt Hinges, Continuous Hinges	Offset Pivots, Butt Hinges, Continuous Hinges	Offset Pivots, Butt Hinges, Continuous Hinges
Forced Entry Resistance	No Entry (300 lbs for 30 seconds)	No Entry (300 lbs for 30 seconds)	No Entry (300 lbs for 30 seconds)	No Entry (300 lbs for 30 seconds)
Hurricane Impact Tested	-	-	-	-
Blast Mitigation	-	-	-	-
Performance Test Standards	ASTM E 283, E 330 AAMA 507, 1304-02 NFRC 100, 200, 500	ASTM E90, E283, E1425 AAMA 1304-02, 1503, 507 NFRC 100	ASTM E90, E283, E1425 AAMA 1304-02, 1503, 507 NFRC 100	ASTM E90, E283, E1425 AAMA 1304-02, 1503, 507 NFRC 100

See General Notes at end of document.

Product w/ Description	35XT/50XT Megatherm® Doors  Advanced thermal swing doors offer excellent energy efficiency and condensation resistance. Available in medium and wide stiles.	35H/50H Impact Resistant Doors  The industry's most durable entrance system available in medium and wide stile version and with monolithic or 1" insulating laminated glass.	35HL/50HL Impact Resistant Doors  A lower cost, high performance entrance system available with medium and wide stile and with monolithic or 1" insulating laminated glass.
Typical Door Jamb Detail			
Stile Dimensions	35XT: 2-3/8" x 3-1/2" 50XT: 2-3/8" x 5"	35H: 2-3/8" x 3-7/8" 50H: 2-3/8" x 5"	35HL: 1-3/4" x 3-1/2" 50H: 1-3/4" x 5"
Door Action	Single	Single	Single
Infill Options	1", 1-3/8"	1/4", 9/16", 1"	1/4", 9/16", 1"
Thermal System / Performance	Thermally Broken / CRF: min. 58 U-value: 0.53 btu/hr/ft ² /°F	No / CRF: min.28 U-value: 0.775 btu/hr/ft ² /°F	No
Acoustical Rating	STC: 33 (1" IGU), 36 (1" lami) OITC: 29 (1" IGU), 32 (1" lami)	STC: 32 (1" temp), 34 (1" lami) OITC: 30 (1" temp), 31 (1" lami)	STC: 32 (1" temp), 34 (1" lami) OITC: 30 (1" temp), 31 (1" lami)
Threshold Type	Air	Air, Water	Air
2-Color Option	No	No	No
Integrates with Systems	YES 45 FT, TU, XT YWW 45 T / TU, YWE 60 T YCW 750 OG / XT	YHS 50 FS/FI/TU YHC 300 OG/IG YHW 60 TU	YHS 50 FS/FI/TU
Mid Rail Option	Yes	Yes	No
Pivot Hardware	Offset Pivots, Butt Hinges	Butt Hinges	Offset Pivots, Butt Hinges
Forced Entry Resistance	No Entry (300 lbs for 30 seconds)	No Entry (300 lbs for 30 seconds)	No Entry (300 lbs for 30 seconds)
Hurricane Impact Tested	-	Small Missile 90 psf Large Missile 90 psf	Small Missile 50 psf Large Missile 50 psf
Blast Mitigation	-	Wet Glazed Level 1 Dry Glazed Level 3B	-
Performance Test Standards	ASTM E90, E283, E1425 AAMA 1304-02, 1503, 507 NFRC 100	ASTM E 283, E 331, E 1886, AAMA 1503, NFRC 100 E 1996, F 1642, GSA-TS01 TAS 201, 202, 203	ASTM E283, E1886, E1996 TAS 201, 202, 203

GENERAL NOTES

Glass and glazing building codes governing the design and use of products vary widely. YKK AP America Inc. does not control the selection of products, product configurations, operating hardware and function, or glazing materials, and YKK AP assumes no responsibility for these design considerations. It is the responsibility of the design professional, owner, architect, specifier, general contractor, and the installer to make these selections in strict accordance with all applicable codes.

Visit www.ykkap.com for more information on YKK AP's architectural products and for any updates on the Product Selection Guide.