

ENVIRONMENTAL PRODUCT DECLARATION

ALUMINUM STOREFRONT SYSTEMS

YKK AP AMERICA, ENERGIFACADE® ENERGY EFFICIENT BUILDING SOLUTIONS, PROTEK® HURRICANE MITIGATION AND BLAST MITIGATION SYSTEMS



Storefront framing systems are commonly used in ground floor and low-rise applications as shown here in Abercorn Commons in Savannah, GA.

All YKK AP® products are manufactured, finished, and inspected for quality in the YKK AP environmentally certified, state-of-the-art facility in Dublin, GA.



YKK AP America is taking positive steps toward sustainable manufacturing helping to balance ecology and economy—improving the environment and society over the long term. YKK AP® is the proud manufacturer of architectural products, including aluminum storefront systems, which provide safe and comfortable environments for building occupants and help reduce energy usage.

A dedicated partner in green building design and sustainability, YKK AP helps create innovative, high quality architectural systems that add to the strength, energy efficiency and longevity of the building envelope.

All YKK AP® products are created in a facility that is a model of environmental responsibility. YKK AP's U.S. manufacturing plant in Dublin, GA, is ISO 14001 certified and has been recognized by the U.S. Department of Energy for exceptional leadership in industrial energy efficiency.

For additional information, visit commercial.ykkap.com.



ENVIRONMENTAL PRODUCT DECLARATION





YKK AP America
Aluminum Storefront Systems

According to ISO 14025 and EN 15804

This declaration is an environmental product declaration (EPD) in accordance with ISO 14025. EPDs rely on Life Cycle Assessment (LCA) to provide information on a number of environmental impacts of products over their life cycle. Exclusions: EPDs do not indicate that any environmental or social performance benchmarks are met, and there may be impacts that they do not encompass. LCAs do not typically address the site-specific environmental impacts of raw material extraction, nor are they meant to assess human health toxicity. EPDs can complement but cannot replace tools and certifications that are designed to address these impacts and/or set performance thresholds – e.g. Type 1 certifications, health assessments and declarations, environmental impact assessments, etc. Accuracy of Results: EPDs regularly rely on estimations of impacts, and the level of accuracy in estimation of effect differs for any particular product line and reported impact. Comparability: EPDs are not comparative assertions and are either not comparable or have limited comparability when they cover different life cycle stages, are based on different product category rules or are missing relevant environmental impacts. EPDs from different programs may not be comparable.



PROGRAM OPERATOR	UL Environment	
DECLARATION HOLDER	YKK AP America	
DECLARATION NUMBER	4786832322.103.1	
DECLARED PRODUCT	Aluminum Storefront Systems	
REFERENCE PCR	Part A: Calculation Rules for the LCA and Requirements Project Report, (IBU/UL E, V1.3, 06.19.2014), Part B: Requirements on the EPD for Curtain Walling (IBU, V1.6, Jul. 2014), Part B Addendum: IBU PCR for Curtain Walling (UL E, V1.0 Nov. 2015). Berlin: Institut Bauen & Umwelt.	
DATE OF ISSUE	November 13, 2015	
PERIOD OF VALIDITY	5 Years	
EXTENSION DATE	May 31, 2021	
CONTENTS OF THE DECLARATION	Product definition and information about building physics Information about basic material and the material's origin Description of the product's manufacture Indication of product processing Information about the in-use conditions Life cycle assessment results Testing results and verifications	
The PCR review was conducted by:	IBU	
	The Independent Expert Committee	
This declaration was independently verified in accordance with ISO 14025 by Underwriters Laboratories <input type="checkbox"/> INTERNAL <input checked="" type="checkbox"/> EXTERNAL	 Wade Stout, UL Environment	
	 Thomas Gloria, Industrial Ecology Consultants	
This life cycle assessment was independently verified in accordance with ISO 14044 and the reference PCR by:		

Conforms with EN 15804

ENVIRONMENTAL PRODUCT DECLARATION



YKK AP America
Aluminum Storefront Systems

According to ISO 14025

Product Definition

Category Description

Aluminum storefront framing systems are commonly used in ground-floor and low-rise applications and used in other areas where performance meets design requirements. Storefront system performance is focused on protecting the building interior, its occupants and contents from the elements by forming a barrier against wind, moisture and temperature. Storefronts are frequently integrated with entrances.

YKK AP® offers a broad selection of installation and aesthetic options to satisfy your project needs. Storefront systems are available with a variety of glazing options. Whether you prefer screw spline or shear block installation, consider your design needs covered. Many of YKK AP's storefront systems are impact tested and utilize either our MegaTherm® or ThermaBond Plus® thermal barrier technology to improve performance and enhance occupant comfort.

All YKK AP® products are manufactured, finished and inspected for quality in YKK AP's environmentally certified, state-of-the-art facility in Dublin, GA. As a result, YKK AP products fit together without a lot of jobsite re-work. YKK AP offers a complete suite of tools and engineering services to assist in proper system selection, specification, and installation.

Materials & Coatings

*Aluminum Alloys:
6063 T5, 6063 T6,
6061 T6*

*Available Finishes:
ANODIZED PLUS®,
AAMA 2604/2605
Painted Finishes*

Product Description

The following YKK AP America aluminum storefront systems are covered by this EPD (glazing is excluded from this study):



YES 20 1" x 2" Commercial Storefront System

YES 20 is a complete sash system intended to provide a framing system for single lites of glass.



ENVIRONMENTAL PRODUCT DECLARATION




YKK AP America
Aluminum Storefront Systems

According to ISO 14025



YES 40 FS 1-3/4" x 4" Commercial Storefront System

YES 40 FS is a center set, flush glazed storefront framing system designed primarily for 1/4" glass or infill panels 1/4" to 3/8" thick.



YES 40 FI 2" x 4" Commercial Storefront System

YES 40 FI is a center set; flush glazed framing system developed for 1" insulating glass and other types of infill panels of varying thicknesses.



YES 45 FI 2" x 4" Commercial Storefront System

YES 45 FI is a center set; flush glazed framing system developed for 1" insulating glass and other types of infill panels of varying thicknesses.



YES 45 FS 1-3/4" x 4-1/2" Commercial Storefront System

YES 45 FS is a center set, flush glazed framing system designed primarily for 1/4" glass or infill panels 1/4" to 3/8" thick.




ENVIRONMENTAL PRODUCT DECLARATION



YKK AP America
Aluminum Storefront Systems

According to ISO 14025



YES 45 XT 2" x 4-1/2" enerGfacade® High Performance Storefront Featuring Dual Thermal Barriers

This energy saving storefront system features a dual thermal barrier design to significantly reduce heat transfer and keep internal surfaces warmer.



YES 45 FT 2-1/2" x 4-1/2" Thermally Broken Commercial Storefront System

YES 45 FT is a thermally broken, center set; flush glazed storefront system for monolithic and insulating glass.



YES 45 TU CENTER SET 2" x 4-1/2" Thermally Broken Commercial Storefront System

YES 45 TU is a thermally broken, center set; flush glazed storefront system for insulating glass.

Outside or inside glaze.



YES 45 TU FRONT SET 2" x 4-1/2" Thermally Broken Commercial Storefront System

YES 45 TU is a thermally broken, front set; flush glazed storefront system for insulating glass.

Outside or inside glaze.



ENVIRONMENTAL PRODUCT DECLARATION



YKK AP America
Aluminum Storefront Systems

According to ISO 14025



YES 600 1-3/4" x 4-1/2" or 6" enerGfacade® Thermally Broken Front Loading Commercial Storefront

YES 600 is a thermally broken front loaded storefront system for 1" insulated glass.



YHS 50 FS 2-1/2" x 5" ProTek® Impact Resistant and Blast Mitigation Storefront System for Insulating Glass

YHS 50 FS is a high performance monolithic storefront system designed and tested to meet the most demanding conditions.



YHS 50 FI 2-1/2" x 5" ProTek® Impact Resistant and Blast Mitigation Storefront System for Insulating Glass

YHS 50 FI is a high performance storefront system designed for insulating glass 1" to 1-5/16" thick and tested to meet the most demanding conditions.



YHS 50 TU 2-1/2" x 5" ProTek® Thermally Broken, Impact Resistant and Blast Mitigating Storefront System for Insulating Glass

YHS 50 TU is a high performance storefront system designed for insulating glass 1" to 1-5/16" thick and tested to meet the most demanding conditions.



ENVIRONMENTAL PRODUCT DECLARATION



YKK AP America
Aluminum Storefront Systems

According to ISO 14025

Technical Performance

Name	Notes*	Value	Unit
Thermal Transmittance (U-Factor) AAMA 1503.1, AAMA 507, and NFRC 100	1, 2, 4	0.29 – 0.43	Btu/hr•ft ² •°F
Solar Heat-Gain Coefficient (SHGC) NFRC 200	1, 2, 4	0.23 – 0.24	
Condensation Resistance Factor (CRFf) AAMA 1503.1	2, 3, 4	33 – 76	
Water Infiltration** ASTM E 331 and AAMA 501.1	2	10 – 18	psf
Air Infiltration** ASTM E283 at 6.24 psf	2	0.06	cfmft²
Impact Resistance ASTM E1886/1996, Testing Application Standard 201/202/203	2, 3, 4	A, D	

* (1) Calculated based on U (Center of Glass) = 0.20 and SHGC (COG) = 0.25 (2) Varies by product type (3) Dependent on glazing specified
(4) Based on products tested

** Predominantly describes the framing

Industry Standards

AAMA 1801, ASTM E1425, ASTM E90, ASTM E413, ASTM E1332, ASTM E2235, ASTM E283, ASTM E330, AAMA 507, AAMA 1503, NFRC 100, NFRC 102, NFRC 200, NFRC 500, ASTM E331

ProTek® hurricane and blast mitigation products: TAS 201, TAS 202, TAS 203, ASTM E1886, ASTM E1996, ASTM F1642, UFC 4-010-01

YKK AP® does not test or rate the declared products for extraordinary effects, i.e., performance under unforeseeable influence of fire, water or mechanical destruction.

Delivery Status

YKK AP® storefront systems vary in size depending on the site. Aluminum storefront framing systems are commonly used in ground-floor and low-rise applications and are frequently integrated with entrances.



ENVIRONMENTAL PRODUCT DECLARATION



YKK AP America
Aluminum Storefront Systems

According to ISO 14025

Base and Ancillary Materials

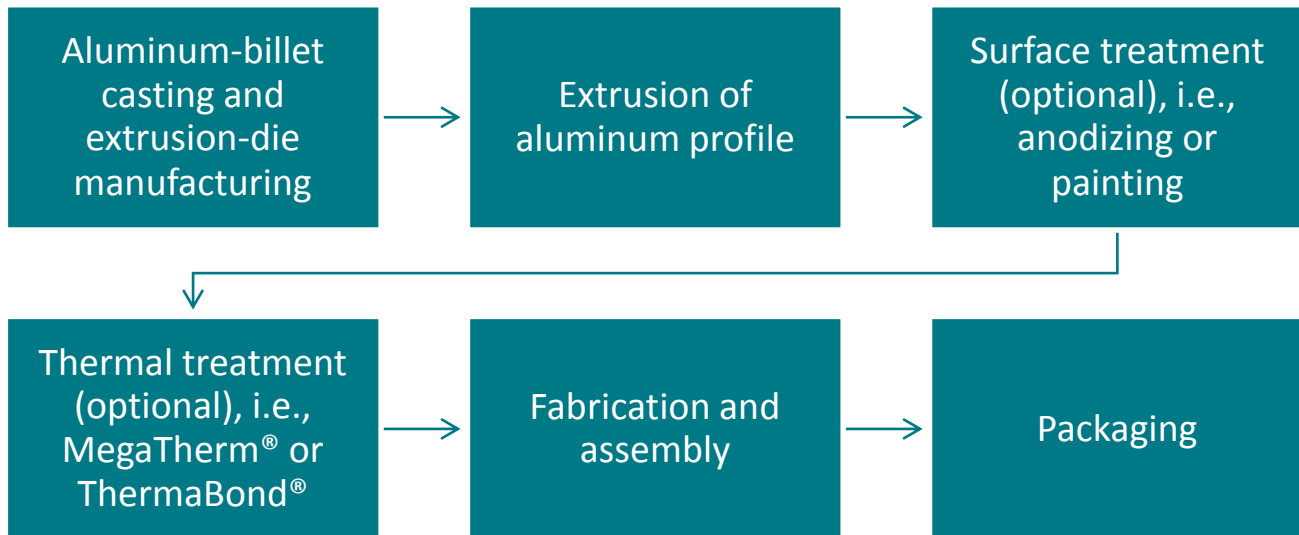
Material	Mass [kg]	Mass [%]
Aluminum 6063	5.29 – 5.34	85.2 – 86.0
Anodizing coat, optional	0 – 3.24E-03	<1
Paint coat, optional	0 – 1.76E-03	<1
MegaTherm® (Nylon 6.6/Glass fiber)	2.56E-03	<1
ThermaBond® (Polyurethane)	1.59E-01	2.6
Aluminium part (external)	1.84E-03	<1
EPDM	6.09E-01	9.8
Polyacetal (POM)	4.29E-04	<1
PVC	8.75E-03	<1
Silicone	5.56E-02	<1
Steel	3.04E-02	<1

Note: Glazing is excluded from this study.

Manufacturing

All YKK AP® products are manufactured, finished and inspected for quality in our environmentally certified, state-of-the-art facility in Dublin, GA.

The manufacturing process comprises the following production stages:



The main material input into the YKK AP manufacturing process is aluminum ingot. The ingot is first alloyed to the desired grade and cast into billets. Subsequently, the billets are extruded into profiles using steel dies that are manufactured on-site. The extruded profiles may then be anodized or painted. Optional thermal treatment, whereby a system is



ENVIRONMENTAL PRODUCT DECLARATION



YKK AP America
Aluminum Storefront Systems

According to ISO 14025

thermally broken, leads into the product's fabrication and assembly. In a last step, the complete assemblies are packed for shipment.

Packaging

YKK AP® products are primarily packaged using corrugated cardboard and wood components prior to shipping to installation sites.

Product Processing/Installation

Outside of the scope of this EPD (installation stage excluded).

Reference Service Life, Condition of Use

Outside of the scope of this EPD (use stage excluded).

End of Life: Recycling and Disposal (C4)

Name	Value	Unit
Recycling	4.94E+00	kg
Landfilling (non-recycled Aluminum, other materials)	1.27E+00	kg

Aluminum extrusions are a highly efficient sustainable building material. Aluminum is 100% recyclable and can be recycled repeatedly. Recycled aluminum is identical to smelted aluminum but requires only 1/20 of the energy to manufacture. In building and construction, aluminum scrap has a recycling rate of 95% [AA]. The remaining 5% is sent to landfill.

AA. (2013). *The Environmental Footprint of Semi-finished Aluminum Products in North America: A Life Cycle Assessment Report*. Aluminum Association.

Environment and Health

Product manufacturing: Plant emissions to air/soil/water are monitored (if applicable) and comply with local laws.

Product use: YKK AP products are not expected to create exposure conditions that exceed safe thresholds for health impacts to humans or flora/fauna under normal operating conditions. Use stage is outside of the scope of this EPD.



ENVIRONMENTAL PRODUCT DECLARATION



YKK AP America
Aluminum Storefront Systems

According to ISO 14025

Life Cycle Assessment – Product System and Modeling

A “cradle-to-gate with options” analysis using life cycle assessment (LCA) techniques was conducted for this EPD. The analysis was done according to the product category rule (PCR) for Curtain Walling and followed LCA principles, requirements and guidelines laid out in the ISO 14040/14044 standards. As such, EPDs of construction products may not be comparable if they do not comply with the same PCR. While the intent of the PCR is to increase comparability, there may still be differences among EPDs that comply with the same PCR (e.g., due to differences in system boundaries, background data, etc.).

Declared Unit

The declared unit for an EPD is one square meter (1 m²) of storefront product.

Name	Value	Unit
Declared unit	1	m ²
Conversion factor to 1 kg	1/6.2	-

System Boundaries

Per the PCR, this “cradle-to-gate with options” analysis provides information on the Product Stage of the aluminum product life cycle, comprising modules A1–A3, and on the “options” Disposal and Credits, i.e., modules C4 and D:

DESCRIPTION OF THE SYSTEM BOUNDARY (X = INCLUDED IN LCA; MND = MODULE NOT DECLARED)																	
PRODUCT STAGE			CONSTRUCTION PROCESS STAGE		USE STAGE							END OF LIFE STAGE			BENEFITS AND LOADS BEYOND THE SYSTEM BOUNDARIES		
Raw material supply	Transport	Manufacturing	Transport	Construction-in-stallation process	Use	Maintenance	Repair	Replacement	Refurbishment	Operational energy use	Operational water use	De-construction demolition	Transport	Waste processing	Disposal	Reuse-Recovery-Recycling-potential	
A1	A2	A3	A4	A5	B1	B2	B3	B4	B5	B6	B7	C1	C2	C3	C4	D	
X	X	X	MND	MND	MND	MND	MND	MND	MND	MND	MND	MND	MND	MND	MND	X	X

Time coverage: Primary data were collected on production within calendar year 2014. Background data for upstream and downstream processes (i.e., raw materials, energy resources, transportation and ancillary materials) were obtained from the GaBi 2014 databases.

Technology coverage: Data were collected for the production of aluminum storefront products at YKK AP’s manufacturing facility in the United States.

Geographical coverage: All YKK AP® products are manufactured in Dublin, Georgia, USA. As such, the geographical coverage for this study is based on United States system boundaries for all processes and products. Whenever US background data were not readily available, European data or global data were used as proxies.



ENVIRONMENTAL PRODUCT DECLARATION



YKK AP America
Aluminum Storefront Systems

According to ISO 14025

Assumptions

This study was performed based on primary YKK AP data for the production of a production-weighted average storefront system. However, up to fabrication and assembly, where a bill of materials (BoM) specifies the parts which comprise an individual product, the underlying model was created to describe YKK AP® aluminum extrusions as generic intermediates. Thus, it was assumed that the same annual average split for surface treatments—i.e., 50% anodized, 18% painted, 32% remain mill finish—apply to extrusions going into storefront products as well as extrusions going into other products, e.g., windows (see separate EPD).

Another assumption was made in accounting for packaging materials, i.e., wood and corrugated cardboard. Due to a lack of data granularity, which is, at least partially, owed to the realities on the factory floor, packaging materials were scaled with the aluminum content as identified in the BoM.

Beyond that, no significant assumptions have been made. All of the raw materials and energy inputs were modeled using processes and flows that closely follow actual production raw materials and processes. All of the material and energy flows have been accounted.

Allocation

No multi-output (i.e., co-product) allocation was performed in this study. Allocation of background data (energy and materials) taken from the GaBi 2014 databases is documented online at <http://www.gabi-software.com/support/gabi/gabi-6-lci-documentation/>

Cut-off Criteria

As required by EN 15804, in case of insufficient input data or data gaps for a unit process, the cut-off criteria were 1% of renewable and non-renewable primary energy usage and 1% of the total mass input of that unit process. The total of neglected input flows per module was a maximum of 5% of energy usage and mass.

In practice, all inputs and outputs, for which data are available, have been included in the calculation. Data gaps have been filled by conservative assumptions with average or generic data. Capital items for the production processes (machines, buildings, etc.) were not taken into consideration.

Background Data

In order to model the life cycle for the production and recycling of the extruded aluminum, the GaBi Professional software system developed by thinkstep AG was used. All relevant background data necessary for the production of extruded aluminum were taken from the GaBi 2014 databases.

LCA Practitioner

This EPD and the underlying LCA model were developed by thinkstep, Inc.



thinkstep

ENVIRONMENTAL PRODUCT DECLARATION



YKK AP America
Aluminum Storefront Systems

According to ISO 14025

Life Cycle Assessment – Results and Analysis

Results given per declared unit: 1m² of storefront system.

ENVIRONMENTAL IMPACTS

CML 2001 (Apr 2013)

Parameter	Unit	Manufacturing	Disposal	Credits
		A1-A3	C4	D
GWP	kg CO ₂ eq	5.15E+01	3.10E-02	-3.93E+01
ODP	kg CFC-11 eq	6.49E-09	7.10E-13	-1.66E-09
AP	kg SO ₂ eq	3.46E-01	1.37E-04	-2.80E-01
EP	kg PO ₄ ³ eq	1.83E-02	1.74E-05	-1.16E-02
POCP	kg C ₂ H ₄ eq	2.39E-02	1.38E-05	-1.41E-02
ADPE	kg Sb eq	4.86E-05	1.22E-08	-2.10E-05
ADPF	MJ	5.72E+02	4.82E-01	-3.61E+02

TRACI 2.1

Parameter	Unit	Manufacturing	Disposal	Credits
		A1-A3	C4	D
GWP	kg CO ₂ eq	5.15E+01	3.10E-02	-3.93E+01
ODP	kg CFC-11 eq	6.90E-09	7.55E-13	-1.77E-09
AP	kg SO ₂ eq	3.33E-01	1.48E-04	-2.58E-01
EP	kg N eq	7.63E-03	8.07E-06	-4.15E-03
SP	kg O ₃ eq	3.13E+00	2.87E-03	-2.00E+00
FF	MJ	4.59E+01	6.21E-02	-2.39E+01

RESOURCE USE

Parameter	Unit	Manufacturing	Disposal	Credits
		A1-A3	C4	D
PERE	[MJ]	2.46E+02	2.69E-02	-2.32E+02
PERM	[MJ]	-	-	-
PERT	[MJ]	2.46E+02	2.69E-02	-2.32E+02
PENRE	[MJ]	6.00E+02	4.96E-01	-3.71E+02
PENRM	[MJ]	-	-	-
PENRT	[MJ]	6.00E+02	4.96E-01	-3.71E+02
SM	[kg]	2.48E-01	-	-
RSF	[MJ]	-	-	-
NRSF	[MJ]	-	-	-
FW	[m ³]	1.07E+00	-4.59E-04	-1.01E+00

OUTPUT FLOWS AND WASTE CATEGORIES

Parameter	Unit	Manufacturing	Disposal	Credits
		A1-A3	C4	D
HWD	[kg]	3.90E-03	9.56E-08	-3.71E-03
NHWD	[kg]	1.36E+01	6.97E-01	-1.25E+01
RWD	[kg]	1.15E-02	5.51E-06	-3.91E-03
CRU	[kg]	-	-	-
MFR	[kg]	-	5.21E+00	-
MER	[kg]	-	-	-
EEE	[MJ]	-	-	-
EET	[MJ]	-	-	-

Glossary

Environmental Impacts

GWP	Global warming potential
ODP	Depletion potential of the stratospheric ozone layer
AP	Acidification potential of land and water
EP	Eutrophication potential
POCP	Formation potential of tropospheric ozone photochemical oxidants
ADPE	Abiotic depletion potential for non-fossil resources
ADPF	Abiotic depletion potential for fossil resources
FF	Fossil fuel consumption

Resource Use

PERE	Use of renewable primary energy excluding renewable primary energy resources used as raw materials;
PERM	Use of renewable primary energy resources used as raw materials
PERT	Total use of renewable primary energy resources
PENRE	Use of non-renewable primary energy excluding non-renewable primary energy resources used as raw materials
PENRM	Use of non-renewable primary energy resources used as raw materials
PENRT	Total use of non-renewable primary energy resources
SM	Use of secondary material
RSF	Use of renewable secondary fuels
NRSF	Use of non-renewable secondary fuels
FW	Use of net fresh water

Output Flows and Waste Categories

HWD	Hazardous waste disposed
NHWD	Non-hazardous waste disposed
RWD	Radioactive waste disposed
CRU	Components for re-use
MFR	Materials for recycling
MER	Materials for energy recovery
EE	Exported energy per energy carrier



ENVIRONMENTAL PRODUCT DECLARATION

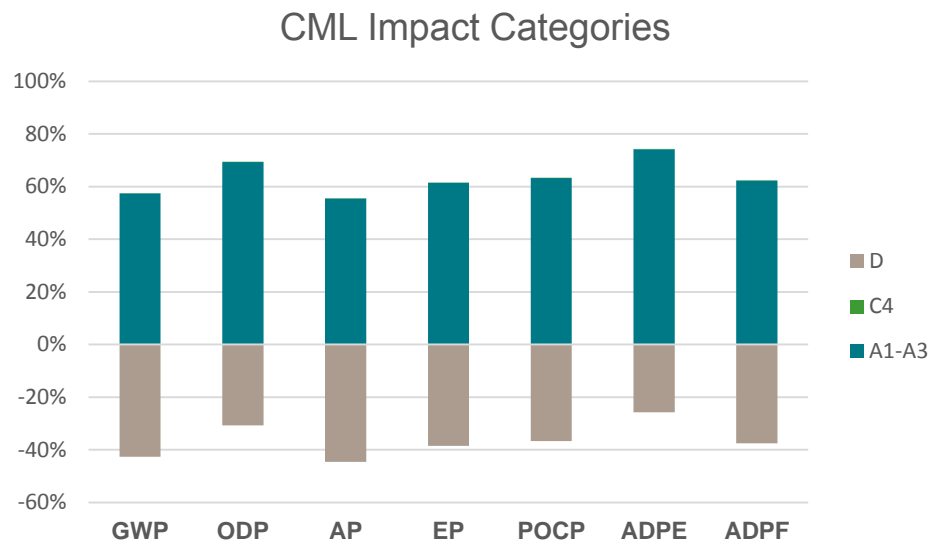


YKK AP America
Aluminum Storefront Systems

According to ISO 14025

Interpretation

The results represent the cradle-to-gate and disposal environmental performance of the evaluated storefront system. As shown in the figure to the right, the results indicate that the impacts are driven by the product stage (modules A1-A3). The primary impact is derived from upstream aluminum production in module A1 (raw material supply). The YKK AP manufacturing processes account for a relatively small part of the manufacturing impact in comparison.



As module D (material credit at the end of life) clearly impacts the results, it is important to note that the applied recycling rate of 95% represents a defensible rate for aluminum extrusion products in the building and transportation sector. This is based on a conservative calculation for global aluminum recycling from these sectors. If a higher rate is used, the credit will increase, thus lowering the total life-cycle impacts. Similarly, a lower recycling rate would raise the total life cycle impacts. As new information becomes available (e.g., the Aluminum Association publishes regional-specific recycling rates), this EPD should be modified to reflect the most current industry conditions.

Data Quality Assessment

Temporal representativeness: All primary data were collected for the year 2014. All secondary data come from the GaBi 2014 databases and are representative of the years 2010-2013. Therefore, temporal representativeness is warranted. **Geographical representativeness:** All primary and secondary data were collected specific to the countries or regions under study. Where country-specific or region-specific data were unavailable, proxy data were used. Geographical representativeness is considered to be high. **Technological representativeness:** All primary and secondary data were modeled to be specific to the technologies or technology mixes under study. Where technology-specific data were unavailable, proxy data were used. Technological representativeness is considered to be high. **Precision:** As the majority of the relevant foreground data are measured data or calculated based on primary information sources of the owner of the technology, precision is considered to be high. All background data are sourced from GaBi databases with the documented precision.

References

- IBU. (2014). *PCR for Building-Related Products and Services - Part A: Calculation Rules for the LCA and Requirements Project Report*, (IBU/UL E, V1.3, 06.19.2014), *Part B: Requirements on the EPD for Curtain Walling (IBU, V1.6, Jul. 2014)*, *Part B Addendum: IBU PCR for Curtain Walling (UL E, V1.0 Nov. 2015)*. Berlin: Institut Bauen & Umwelt.
- ISO. (2006). *ISO 14025: Environmental labels and declarations — Type III environmental declarations — Principles and procedures*. Geneva: International Organization for Standardization.
- EN. (2013). *EN 15804:2012-04+A1 2013: Sustainability of construction works — Environmental Product Declarations — Core rules for the product category of construction products*.

