


YCW 750 SplineTech®

Outside Glazed Curtain Wall System with Screw Spline Installation



CURTAIN WALL SYSTEM

A Reliable Curtain Wall Option

The YCW 750 SplineTech® shares many of the same features, options, and accessories with the YCW 750 OG curtain wall system, but it is designed to simplify fabrication and assembly. All intermediate horizontal members are attached employing YKK AP's patented screw spline technology. These screw splines reduce fabrication labor and enables the wall to be pre-assembled and completely prepared for glazing in the shop.


Product Options & Features

- Enhanced design flexibility
 - ◆ Dual finish option (Interior & Exterior)
 - ◆ Made to meet the most stringent codes
 - ◆ Optional Two-Sided SSG at verticals
 - ◆ Seamless Sunshade Integration
- Reduced field labor
 - ◆ Verticals can be punched to attach horizontal members
 - ◆ Pre-assemble for glazing in the shop
 - ◆ Open back head and sill members for ease of installation
- Low Profile Door Sub-Frames for YKK AP Entrances



**YKK
ap**®

Quality
inspires®




YCW 750 SplineTech®

SYSTEM SPECIFICATIONS

System Sightline	Base Depth	Glazing & Config	Glass	Air Infiltration	Water Infiltration	Thermal Performance
2-1/2"	7-1/2"	Outside & Front Set	1" IGU with Low-E (C.O.G. U-factor: 0.29)	0.06 CFM/FT ² (1.10 m ³ /h·m ²) @ 6.24 PSF (299 Pa)	Static: 15 PSF (718 Pa) Dynamic: 15 PSF (718 Pa)	U-factor: 0.45 BTU/HR·FT ² ·°F* CRF: Minimum of 67 on frame**
Testing Standards				ASTM E 283	ASTM E 331 & AAMA 501.1	* NFRC 102 & ** AAMA 1503
System Options				Shop Glazed, Captured SSG, SSG 1" Glass: 6" or 7-1/2" Depth 1/4" Glass: 5-1/4" or 6-3/4"		
Available Finishes				Factory Anodized (AAMA 612) and Organic Paints (AAMA 2604 & AAMA 2605)		

SCREW SPLINE ASSEMBLY

Screws are fastened right into the head, sill and horizontal mullions through the side of the verticals. After the units are assembled, they can be snapped together at the vertical mullions and the glazing installed.



Additional information including CAD details, CSI specifications, Test Reports and Installation instructions are available online at:
www.ykkap.com/commercial/product/curtain-walls/ycw-750-splinetech/