TABLE OF CONTENTS

YSD 600 T/TH SLIDING DOOR

STANDARD CONFIGURATIONS ..... Pages 2 & 3

YSD 600 T SLIDING DOOR DETAILS

- **OX (1/4 SIZE)** ..... Pages 4 & 5
- **OXO, OOX (1/4 SIZE)** ..... Page 6 & 7
- **OXXO, OXOO, OOXO, OOOX, XOOX (1/4 SIZE)** ..... Pages 8 & 9

YSD 600 TH IMPACT RESISTANT SLIDING DOOR DETAILS

- **OX (1/4 SIZE)** ..... Pages 10 to 13
- **OXO, OOX (1/4 SIZE)** ..... Pages 14 to 17
- **OXXO, OXOO, OOXO, OOOX, XOOX (1/4 SIZE)** ..... Pages 18 to 21

YSD 600 T/TH HARDWARE & ACCESSORIES ..... Page 22

SIZE LIMITATIONS ..... Pages 23 to 26

*The latest installation instructions for this product are available at www.ykkap.com.

YSD 600 T/TH STANDARD CONFIGURATIONS

OX

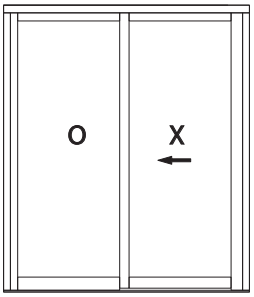

XO

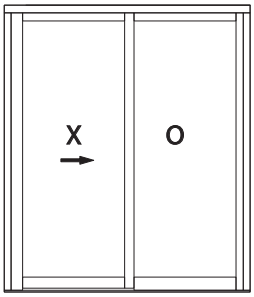

OX/O

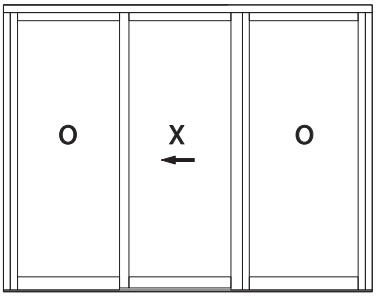

O/XO

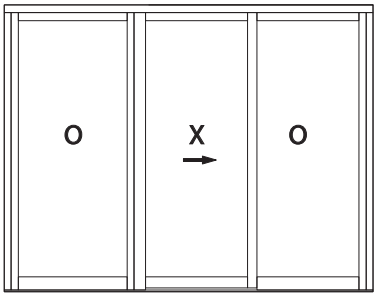

O-OX

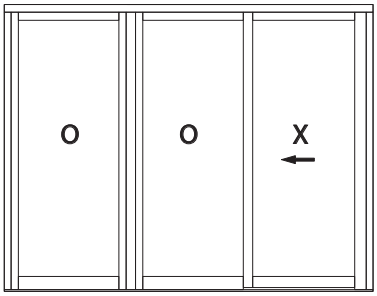

XO-O

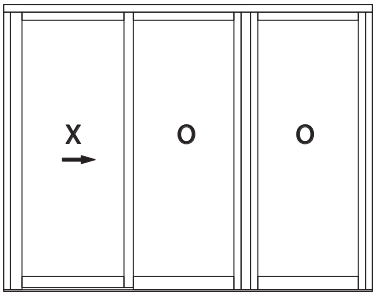

YSD 600 T/TH STANDARD CONFIGURATIONS

OX/XO

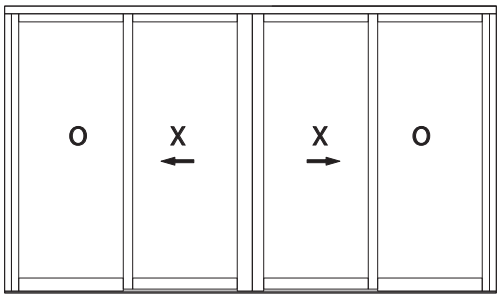

O-O/XO

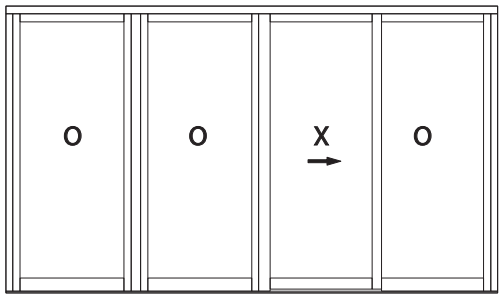

O-OX/O

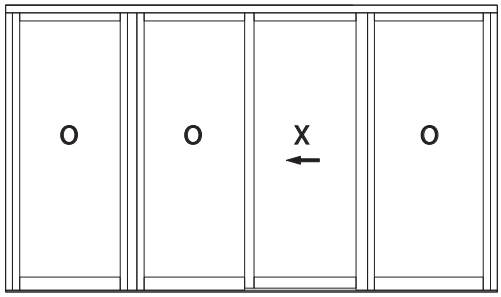

O/XO-O

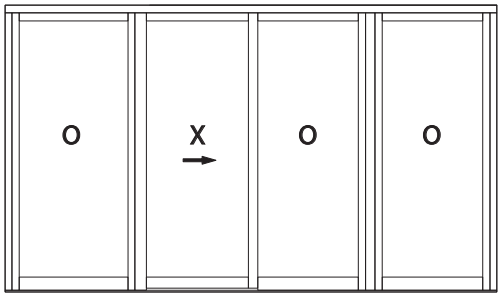

OX/O-O

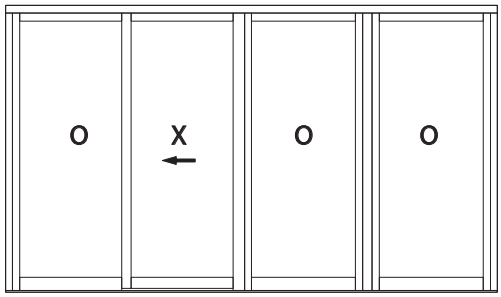

O-O-OX

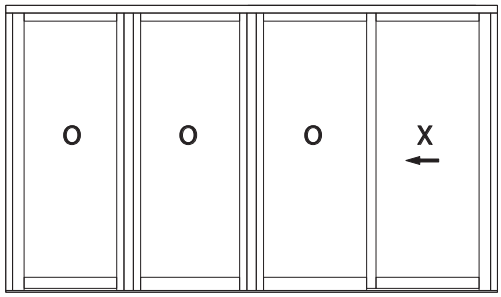

XO-O-O

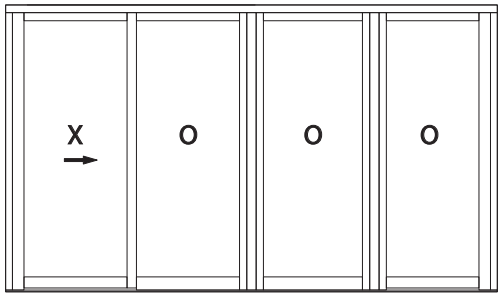

XO-OX

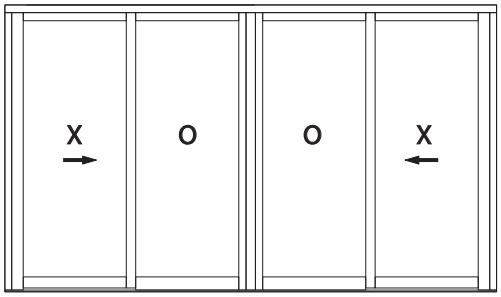

OX CONFIGURATION
NON-IMPACT 1" GLAZING

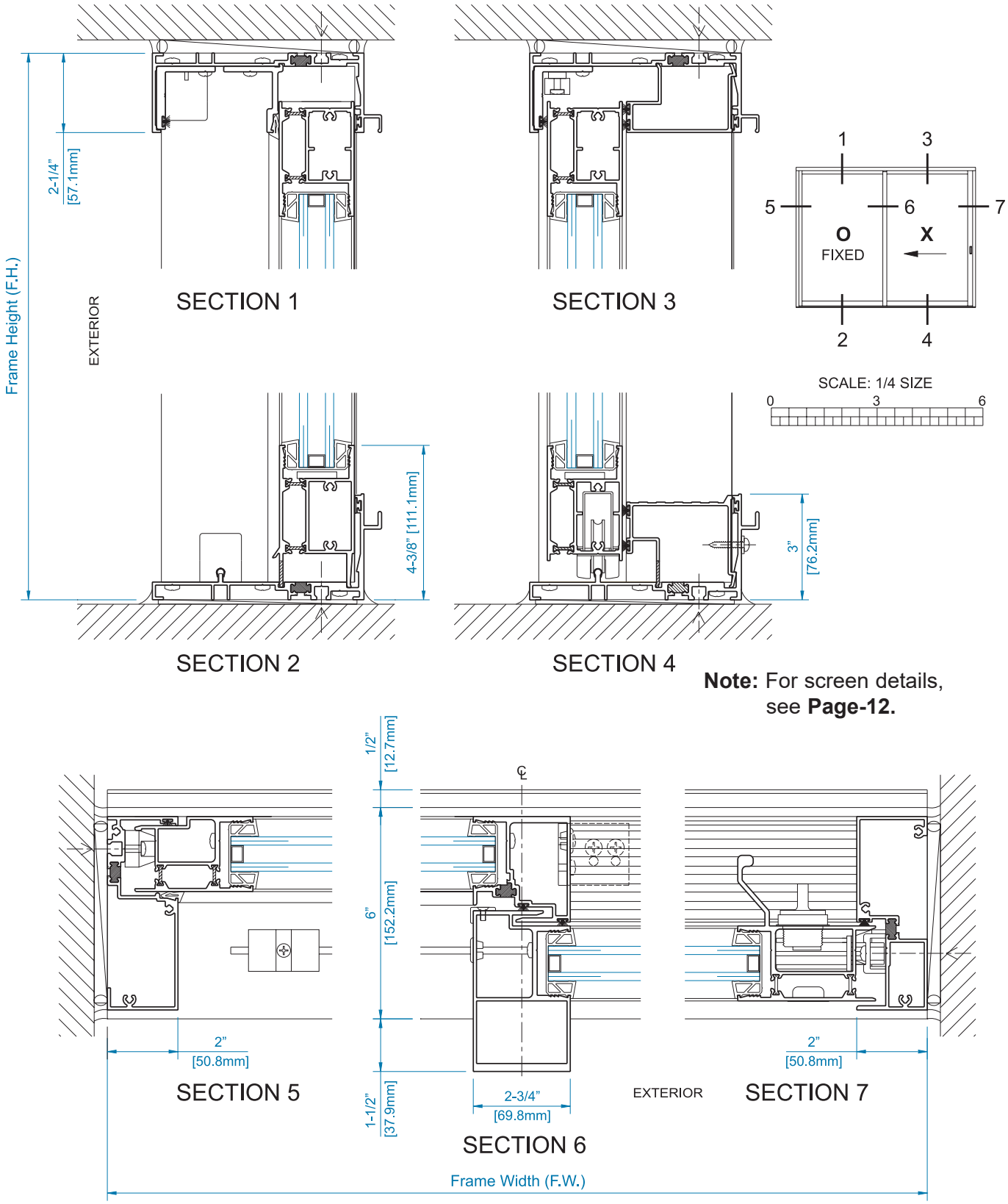

Note: For screen details, see **Page-12.**

OX CONFIGURATION
NON-IMPACT 1" GLAZING, OPTIONAL LOW-PROFILE SILL

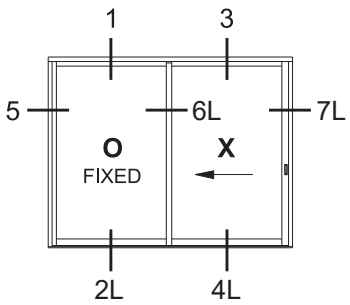

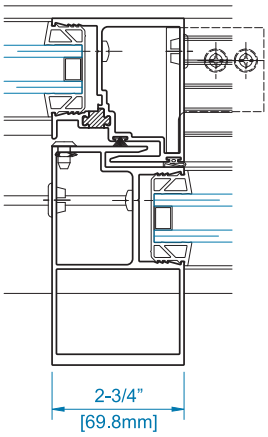

SECTION 6L

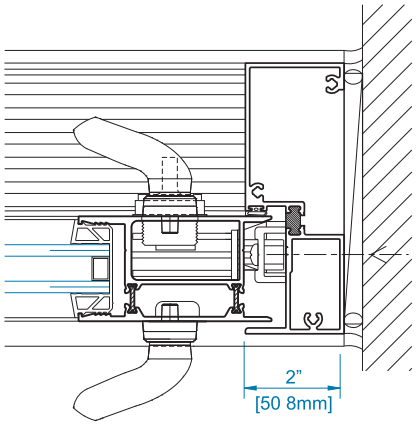

SECTION 7L

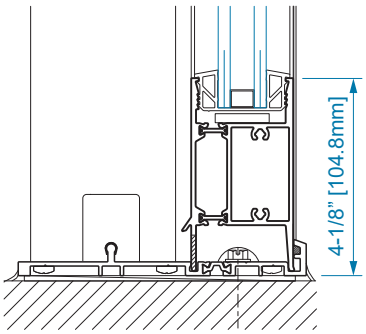

SECTION 2L

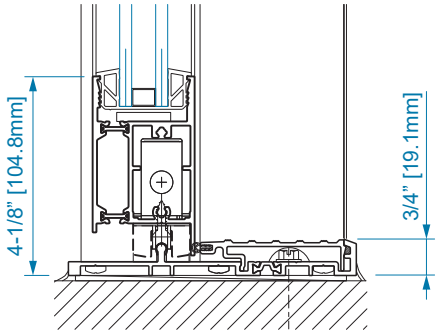

SECTION 4L

*This option is intended to integrate into designs that require low threshold access to balconies and terraces.

SCALE: 1/4 SIZE
0 3 6

OX/O CONFIGURATION NON-IMPACT 1" GLAZING

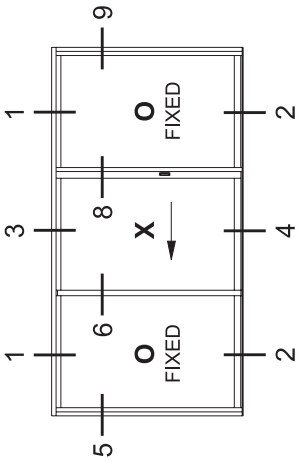

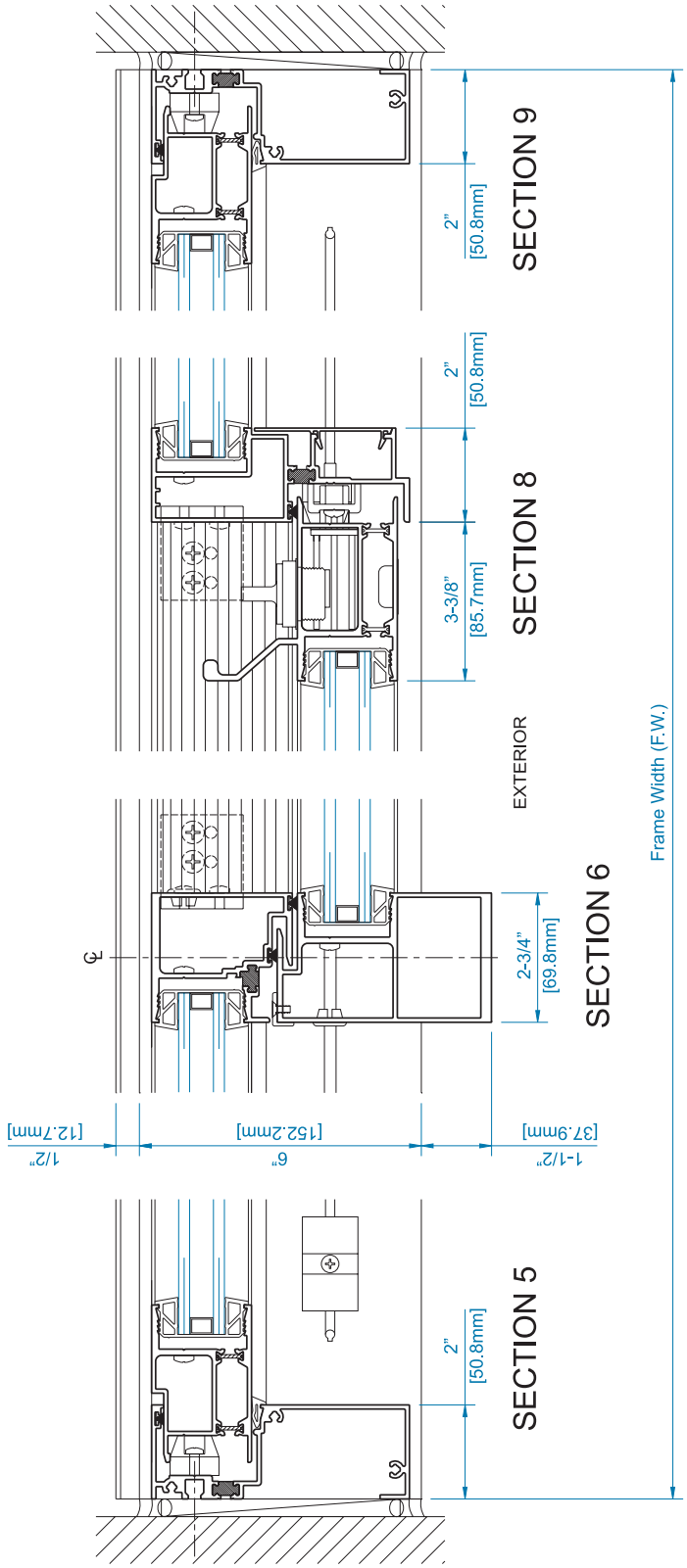

Notes: Sections 1, 2, 3 & 4 are shown on **Page-5** and **6**.
For screen details, see **Page-12.**

O-OX CONFIGURATION
NON-IMPACT 1" GLAZING

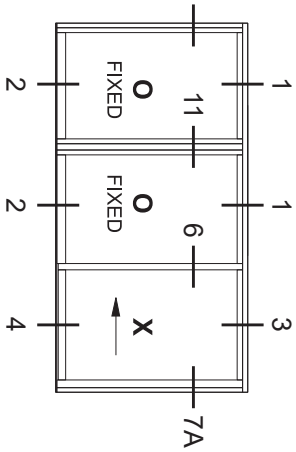

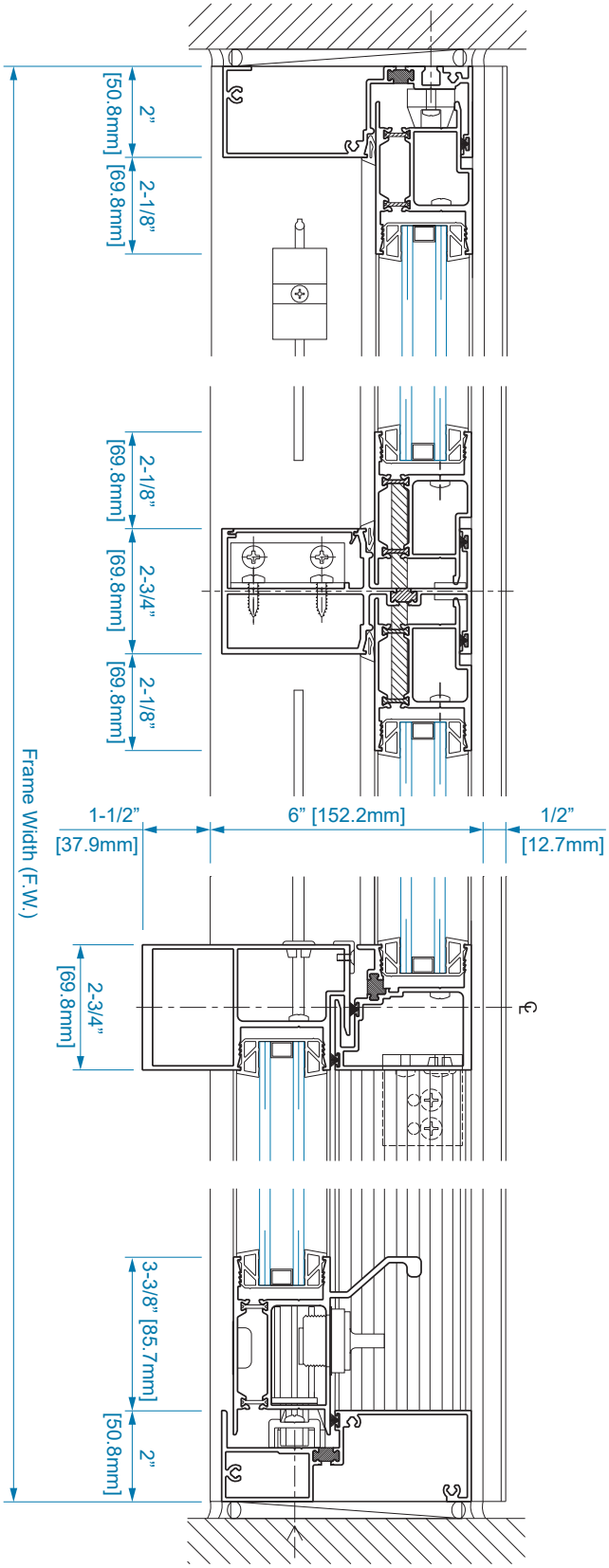

SECTION 5 SECTION 11 SECTION 6 SECTION 7A

Notes: Sections 1, 2, 3 & 4 are shown on **Page-5** and **6.**
For screen details, see **Page-12.**

SCALE: 1/4 SIZE

OX/XO CONFIGURATION
NON-IMPACT 1" GLAZING

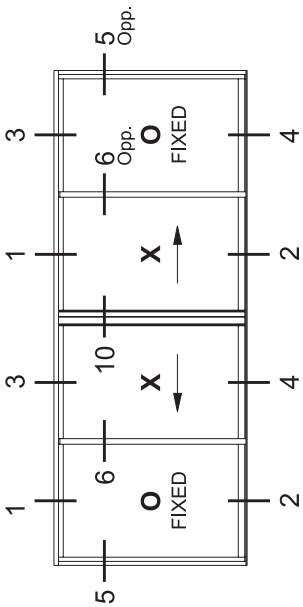

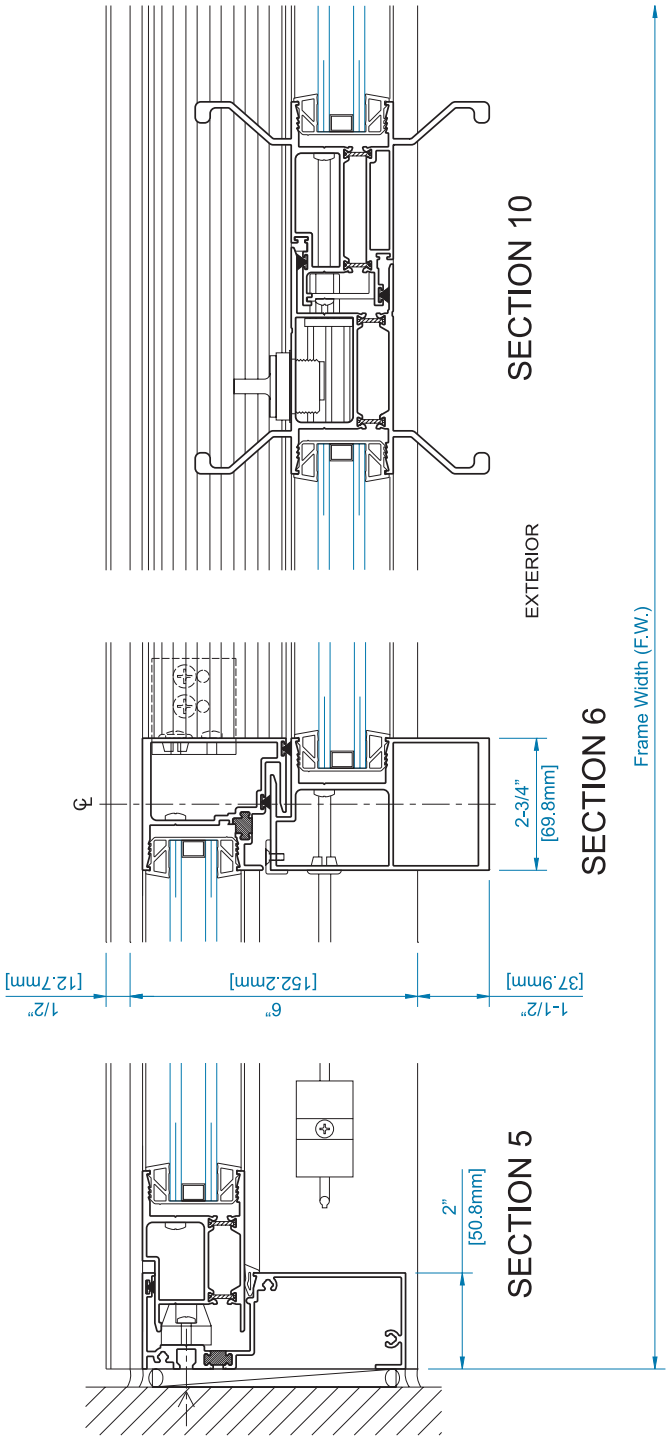

Notes: Sections 1, 2, 3 & 4 are shown on **Page-5** and **6.**
For screen details, see **Page-12.**

O-OX/O CONFIGURATION NON-IMPACT 1" GLAZING

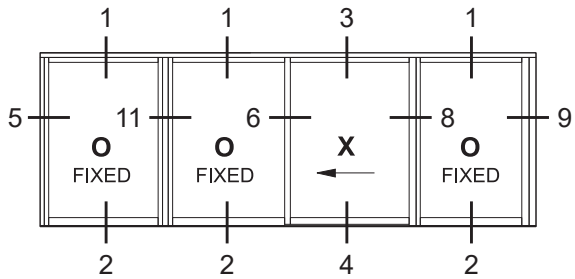

OX/O-O CONFIGURATION NON-IMPACT 1" GLAZING

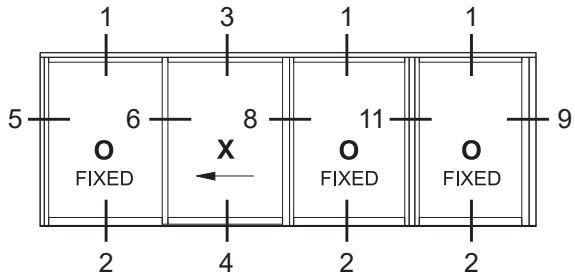

XO-O-O CONFIGURATION NON-IMPACT 1" GLAZING

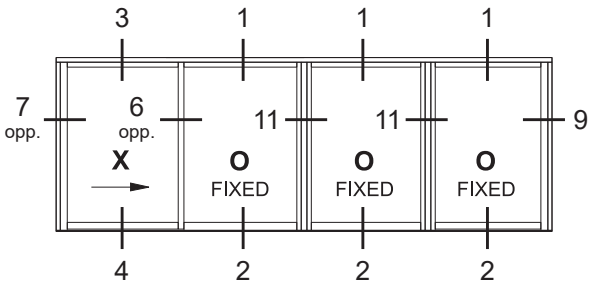

XO-OX CONFIGURATION NON-IMPACT 1" GLAZING

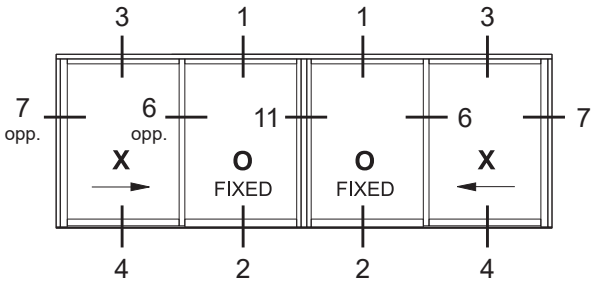

OX CONFIGURATION
SMALL MISSILE 1-3/16" GLAZING

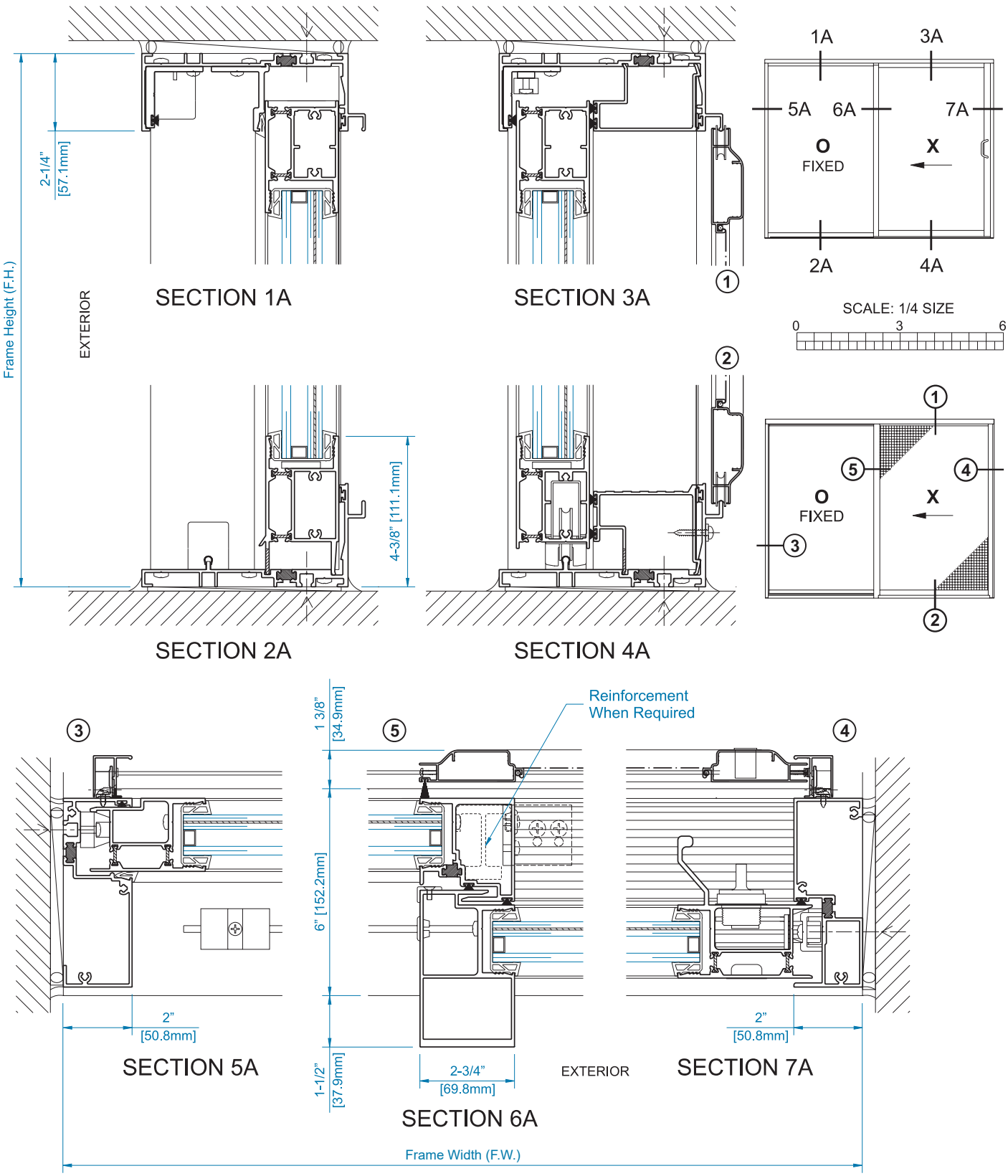

OX CONFIGURATION
SMALL MISSILE 1-3/16" GLAZING, OPTIONAL LOW-PROFILE SILL

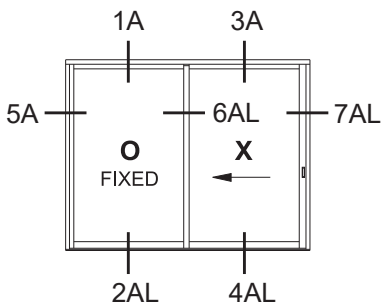

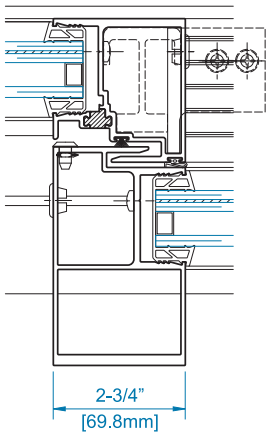

SECTION 6AL

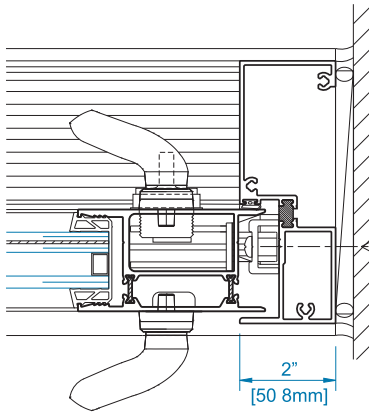

SECTION 7

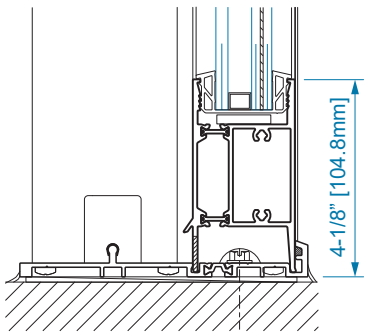

SECTION 2AL

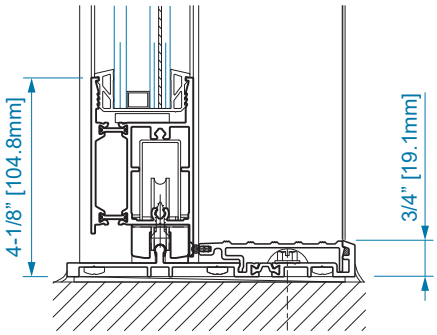

SECTION 4AL

*This option is intended to integrate into designs that require low threshold access to balconies and terraces.

SCALE: 1/4 SIZE
0 3 6

OX CONFIGURATION
LARGE MISSILE 1-3/16" GLAZING

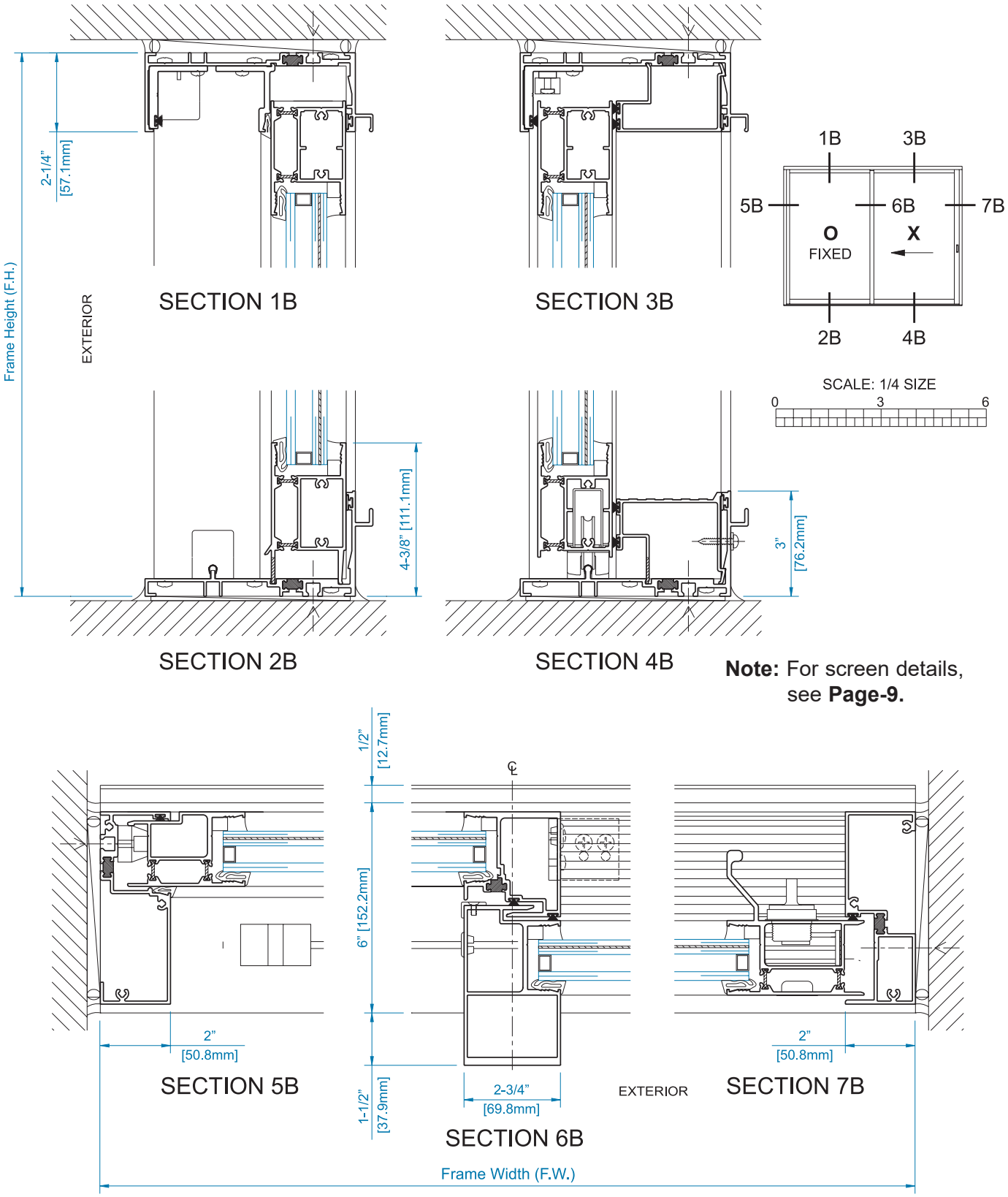

Note: For screen details, see **Page-9.**

OX CONFIGURATION
LARGE MISSILE 1-3/16" GLAZING, OPTIONAL LOW-PROFILE SILL

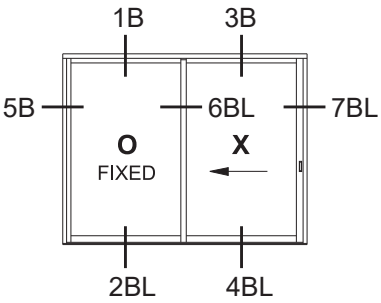

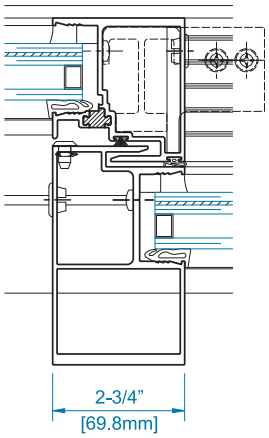

SECTION 6BL

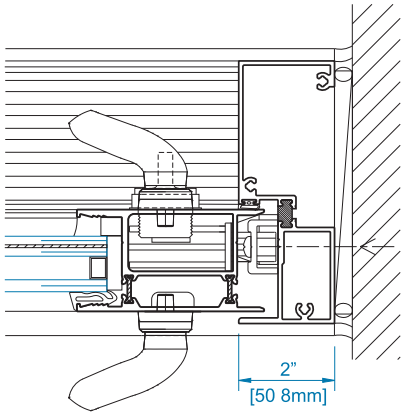

SECTION 7BL

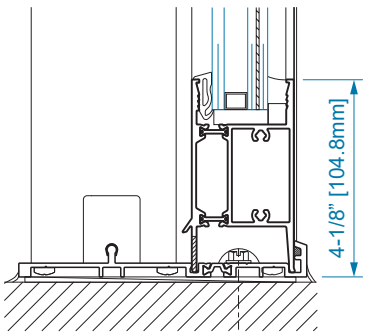

SECTION 2BL

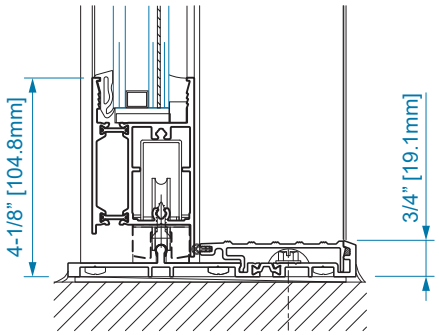

SECTION 4BL

*This option is intended to integrate into designs that require low threshold access to balconies and terraces.

SCALE: 1/4 SIZE
0 3 6

OXO CONFIGURATION
SMALL MISSILE 1-3/16" GLAZING

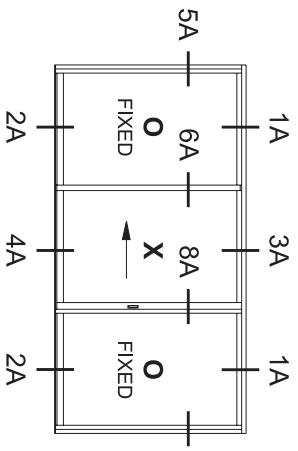

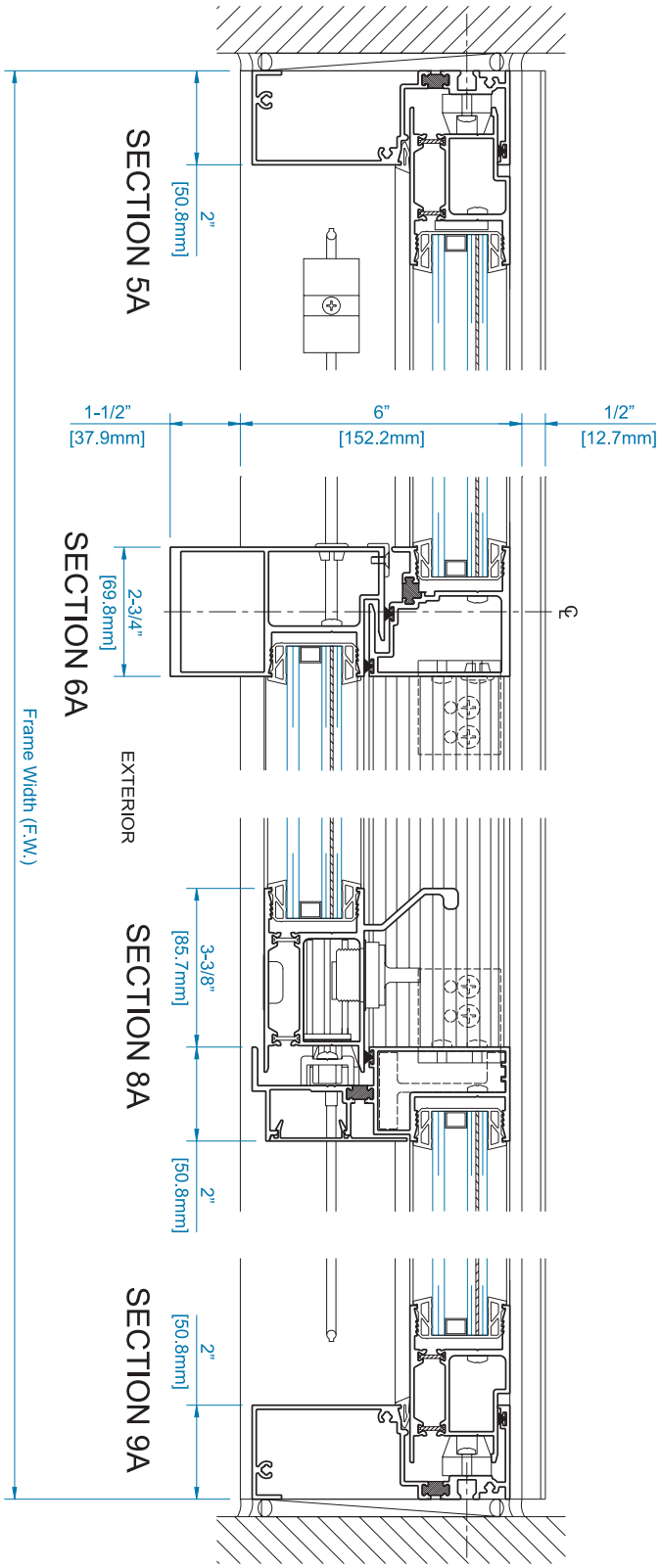

Notes: Sections 1A, 2A, 3A & 4A are shown on **Page-12**.
For screen details, see **Page-12**.

SCALE: 1/4 SIZE
0 3 6

SCALE: 1/4 SIZE
0 3 6

O-OX CONFIGURATION
SMALL MISSILE 1-3/16" GLAZING

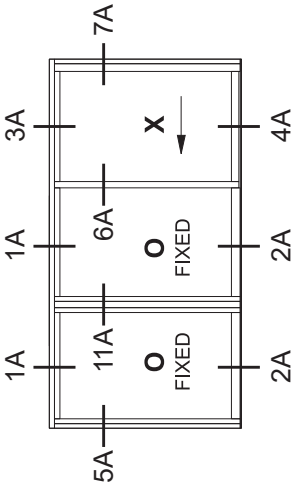

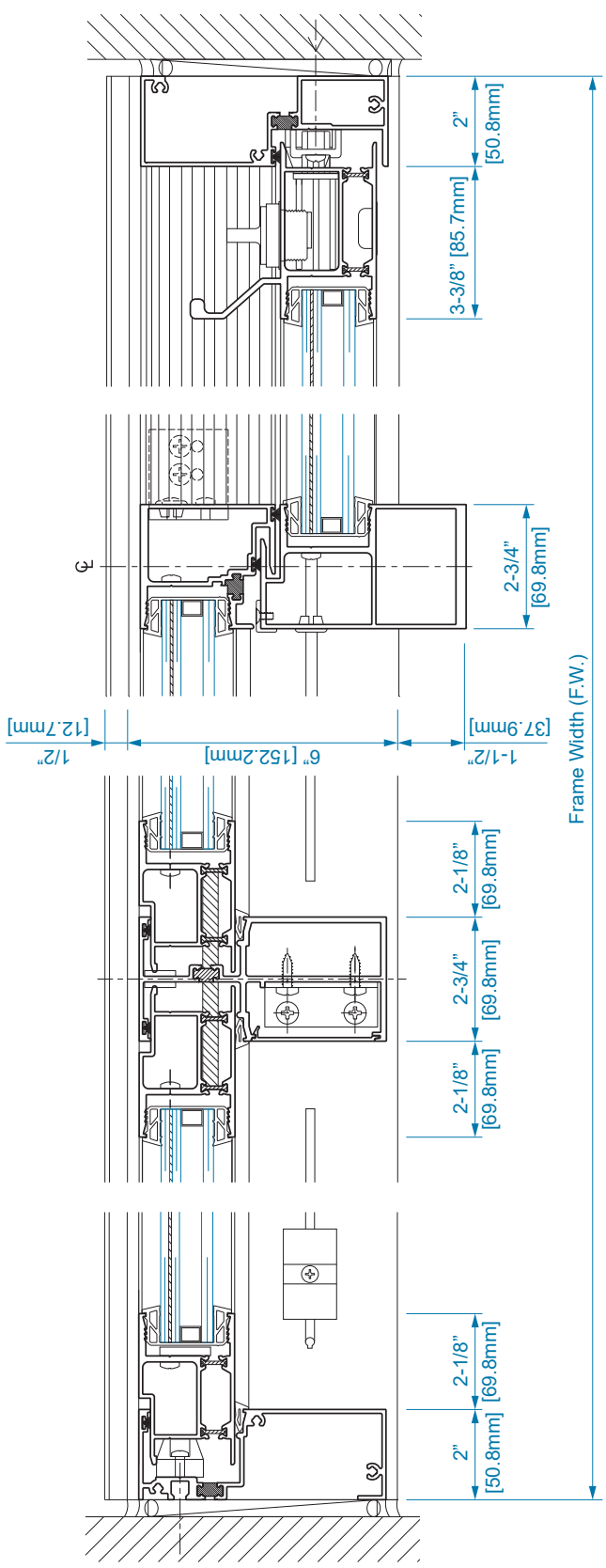

Notes: Sections 1A, 2A, 3A & 4A are shown on **Page-12**.
For screen details, see **Page-12**.

O/XO CONFIGURATION
LARGE MISSILE 1-3/16" GLAZING

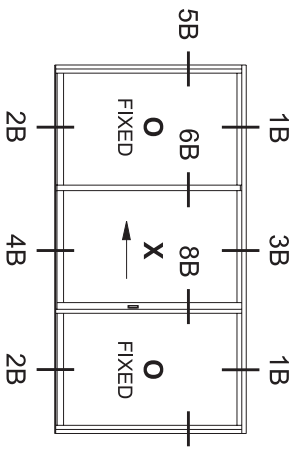

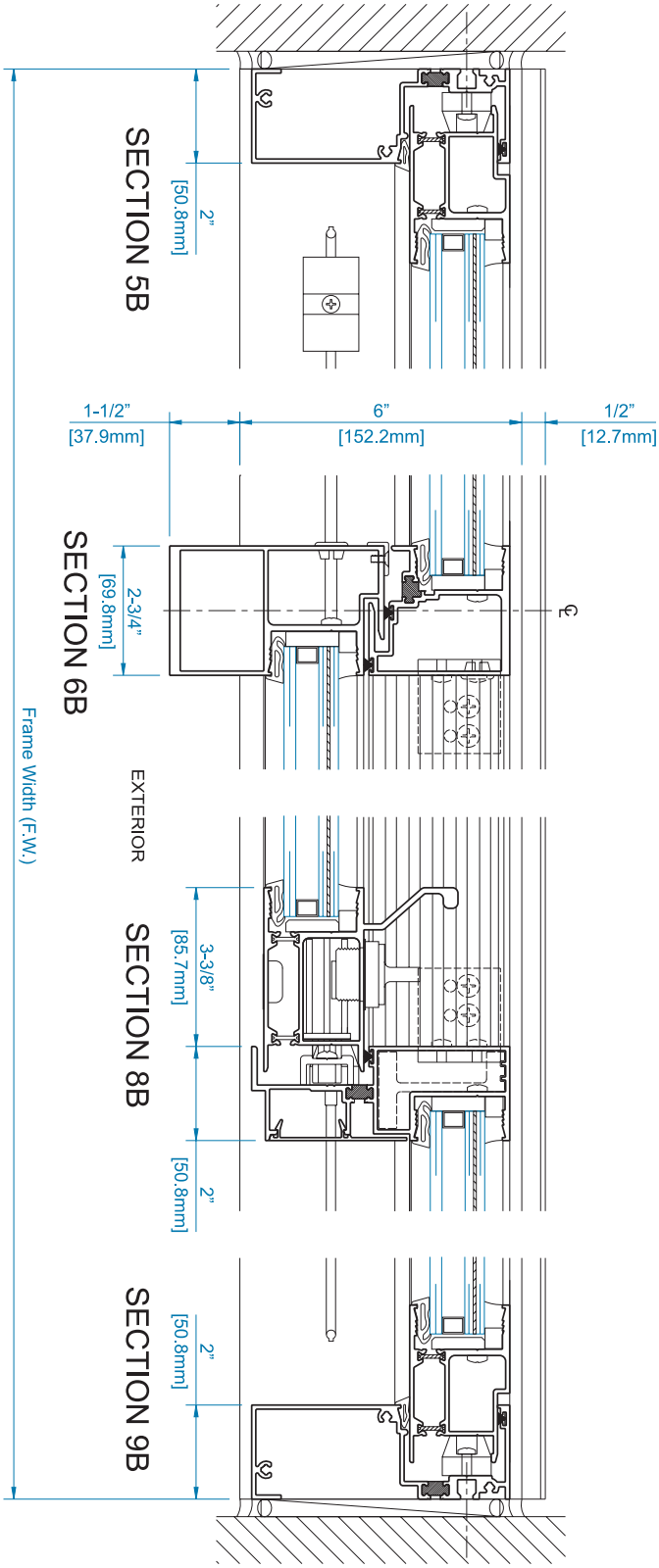

Notes: Sections 1B, 2B, 3B & 4B are shown on **Page-12**.
For screen details, see **Page-12**.

SCALE: 1/4 SIZE

O-OX CONFIGURATION
LARGE MISSILE 1-3/16" GLAZING

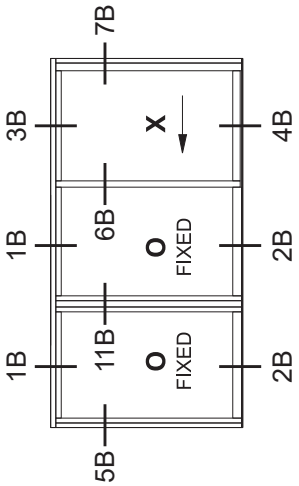

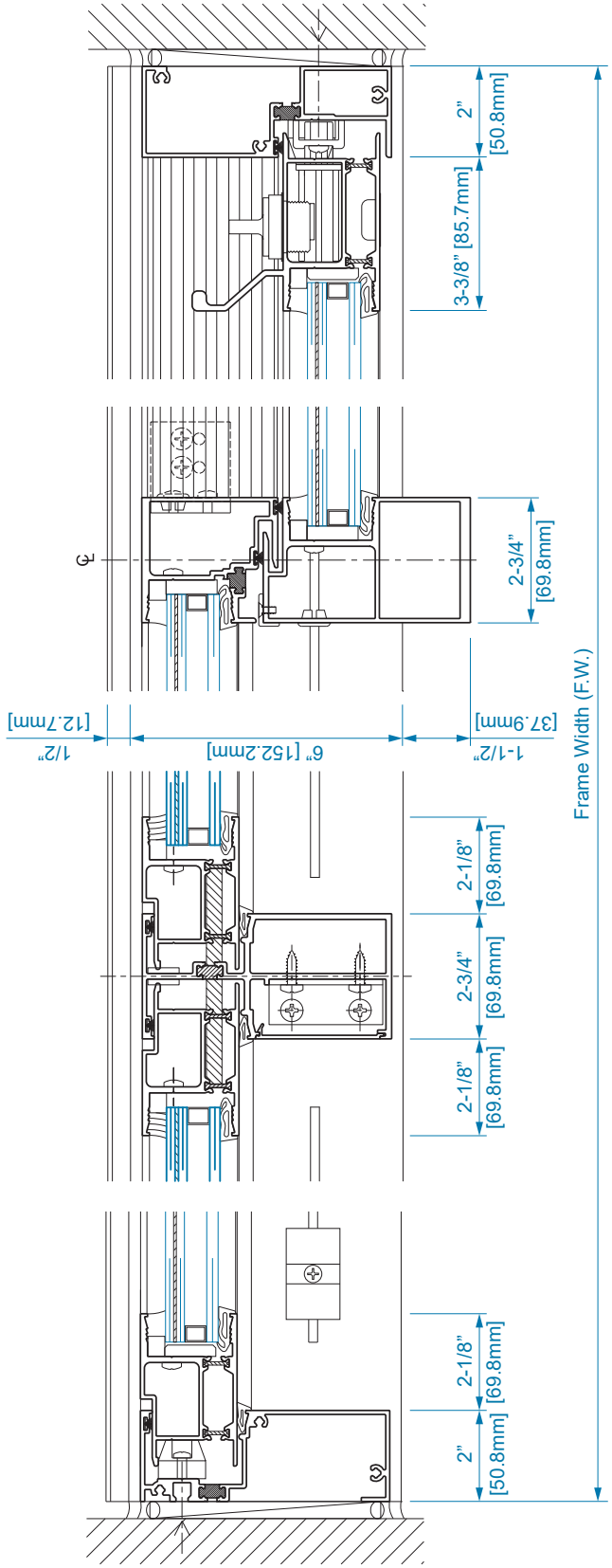

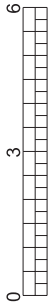

Notes: Sections 1B, 2B, 3B & 4B are shown on **Page-12**.
For screen details, see **Page-12**.

OXXO CONFIGURATION
SMALL MISSILE 1-3/16" GLAZING

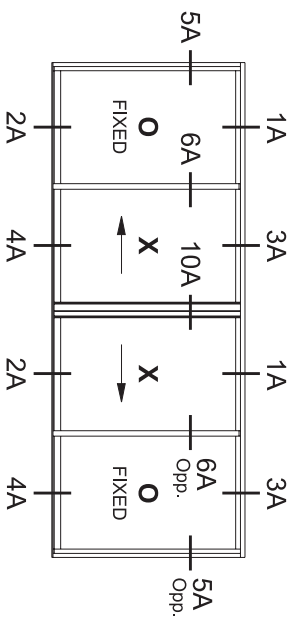

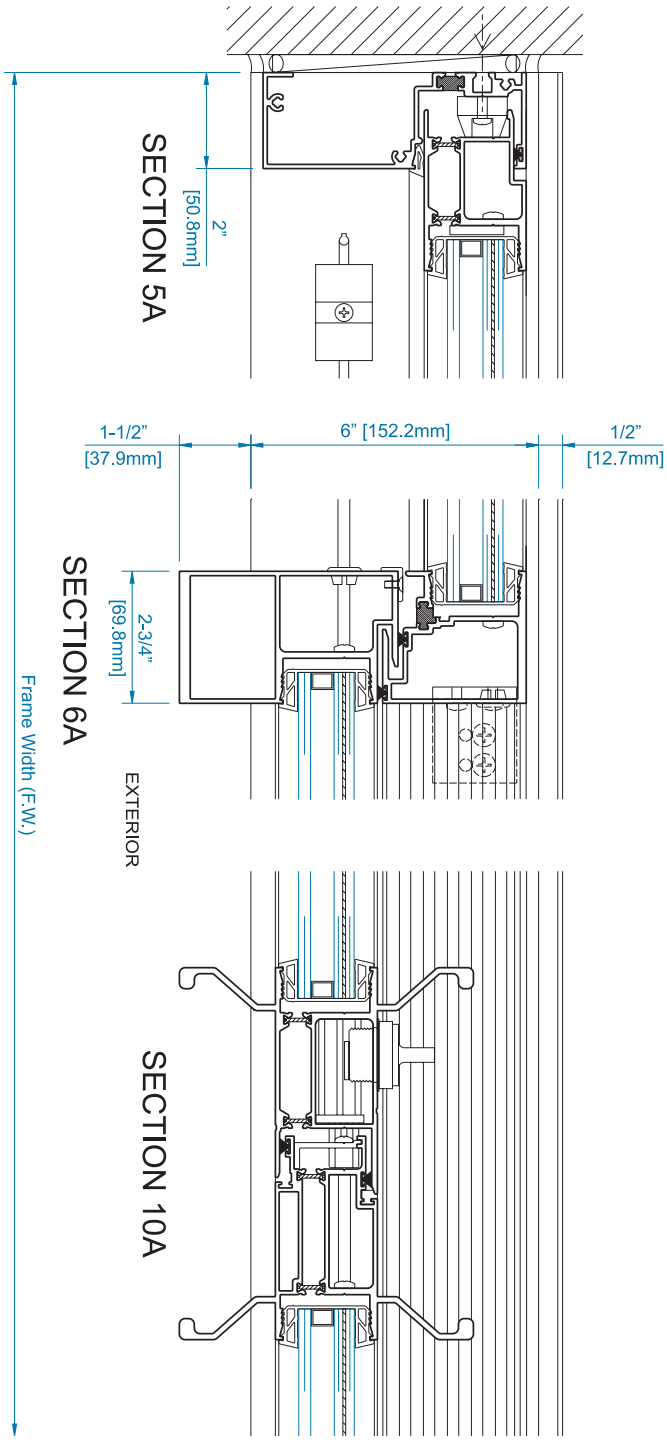

Notes: Sections 1A, 2A, 3A & 4A are shown on **Page-9**.
For screen details, see **Page-9.**

SCALE: 1/4 SIZE

OXXO CONFIGURATION
LARGE MISSILE 1-3/16" GLAZING

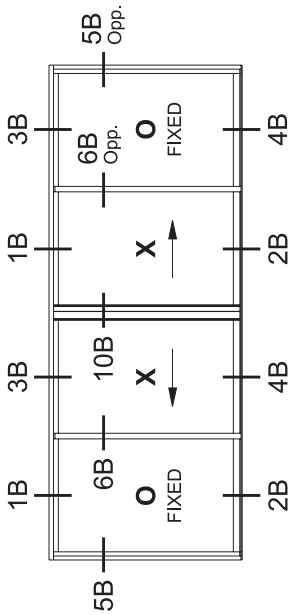

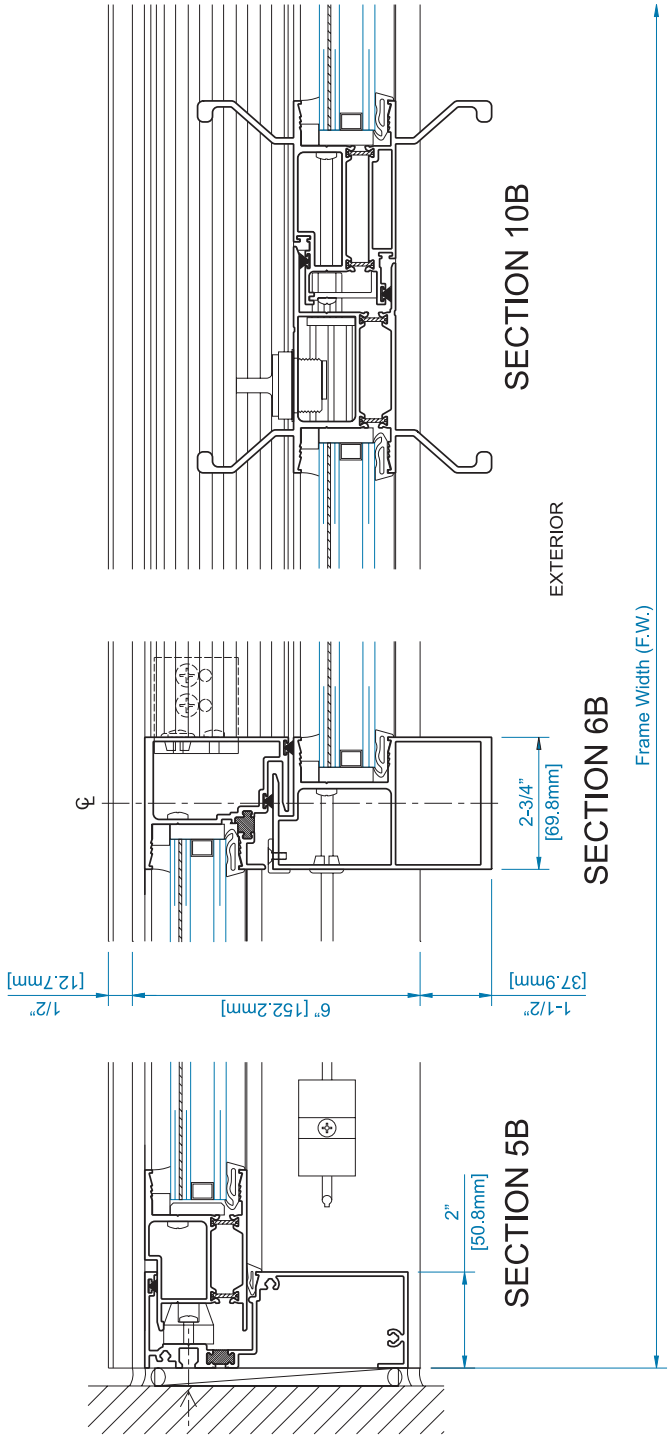

Notes: Sections 1B, 2B, 3B & 4B are shown on **Page-11**.
For screen details, see **Page-9.**

O-OX/O CONFIGURATION
SMALL MISSILE 1-3/16” GLAZING

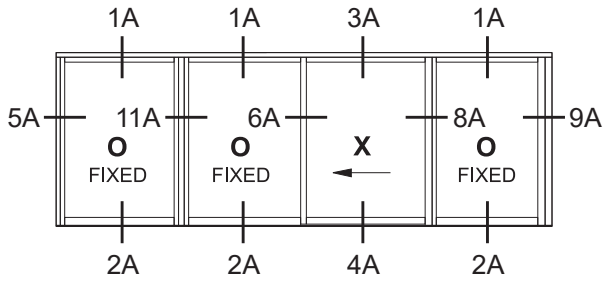

OX/O-O CONFIGURATION
SMALL MISSILE 1-3/16” GLAZING

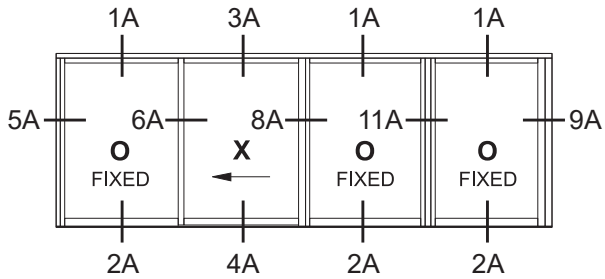

XO-O-O CONFIGURATION
SMALL MISSILE 1-3/16” GLAZING

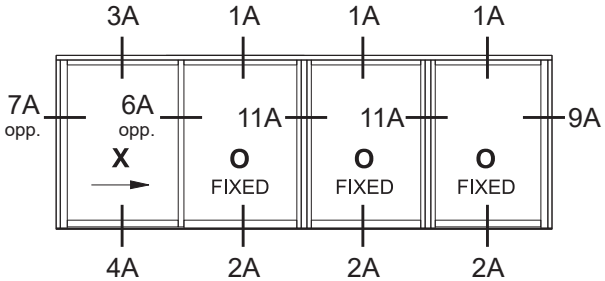

XO-OX CONFIGURATION
SMALL MISSILE 1-3/16” GLAZING

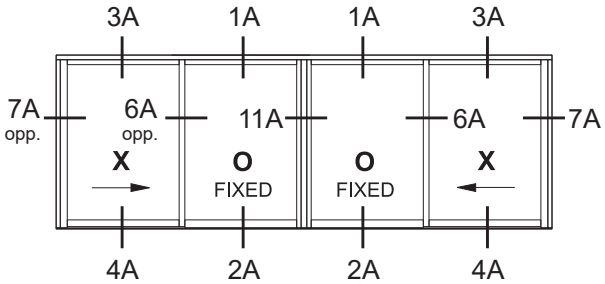

O-OX/O CONFIGURATION
LARGE MISSILE 1-3/16” GLAZING

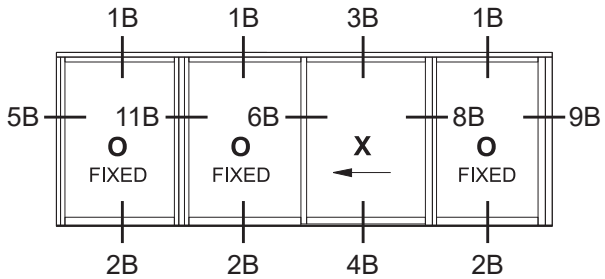

OX/O-O CONFIGURATION
LARGE MISSILE 1-3/16” GLAZING

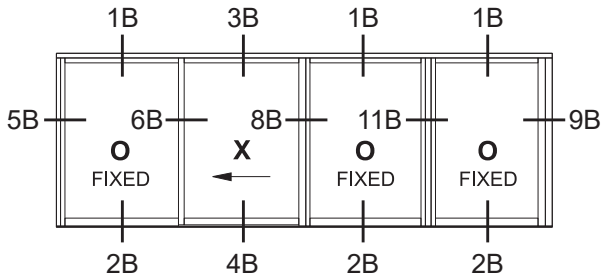

XO-O-O CONFIGURATION
LARGE MISSILE 1-3/16” GLAZING

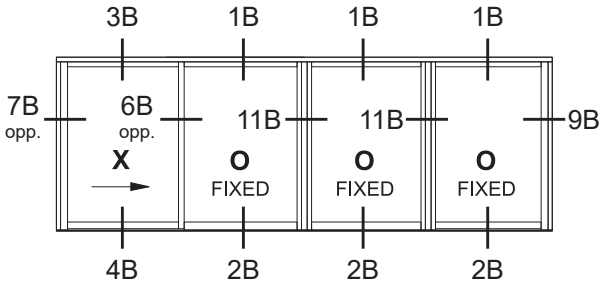

XO-OX CONFIGURATION
LARGE MISSILE 1-3/16” GLAZING

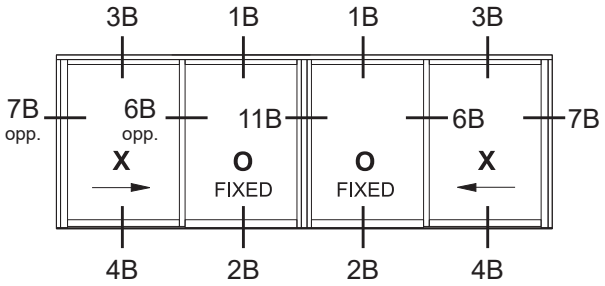

HARDWARE & ACCESSORIES

ITEM	DETAIL	DESCRIPTION	MATERIAL
BALL BEARING ROLLERS	 E1-1620	Adjustable rollers equipped with full race, permanently lubricated ball bearings which are labyrinth shielded to resist contamination by dust and moisture.	STAINLESS STEEL
RECESSED PULL HANDLE	3K1-1234	Recessed pull handle for exterior of lock stile, all stainless steel. Available in clear or black finish. (Not available for Low Sill Option)	STAINLESS STEEL
PULL HANDLE PACKAGE	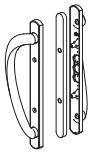 E1-1638	Signature aluminum pull handle set. Attached through the door by shoulder bolts. Required for low sill, optional for standard sill.	ALUMINUM
PULL HANDLE PACKAGE	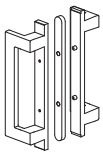 E1-1639	Contemporary aluminum pull handle set. Attached through the door by shoulder bolts. Required for low sill, optional for standard sill.	ALUMINUM
PULL HANDLE PACKAGE	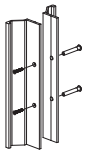 E1-1640	Blade style aluminum pull handle set. Attached through the door by shoulder bolts. Required for low sill, optional for standard sill.	ALUMINUM
THUMBTURN CYLINDER TRIM RING	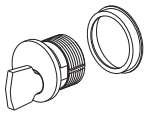 H-4204 P-48510	Thumbturn cylinders are installed on the interior to provide easy operation of MS Lock. Trim rings included. Available in clear or black finish.	COMPOSITE METAL ALLOY ALUMINUM
MS LOCK HOOKBOLT	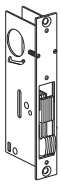 P-2101-SS	Adams Rite MS1853A-450 hookbolt with 1 1/2" backset. All stainless steel case and laminated hookbolt.	STAINLESS STEEL
FACE PLATE FOR MS LOCK	P-33118	Face plate for MS Lock. Available in clear or black finish.	ALUMINUM

SLIDING DOOR SIZE LIMITATIONS (NON-IMPACT)

CONFIGURATION		MAXIMUM FRAME SIZE* (AS TESTED)
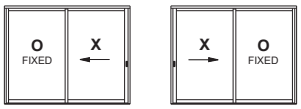 OX & XO	Without Reinforcing Design Load +75/-75 PSF	10’-2” x 8’-0”
	Without Reinforcing Design Load +100/-100 PSF	8’-2” x 8’-0”
	With Reinforcing Design Load +90/-90 PSF	8’-2” x 9’-0”
	With Reinforcing Design Load +120/-120 PSF	8’-2” x 8’-0”
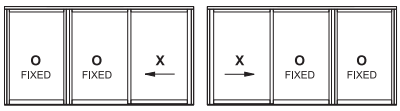 OOX, XOO	Without Reinforcing Design Load +75/-75 PSF	15’-4½” x 8’-0”
	With Reinforcing Design Load +90/-90 PSF	12’-2½” x 9’-0”
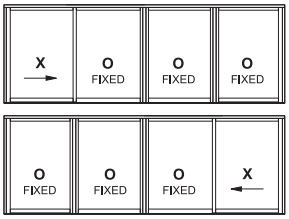 XOOO OOOX	Without Reinforcing Design Load +75/-75 PSF	20’-6” x 8’-0”
	With Reinforcing Design Load +90/-90 PSF	16’-2” x 9’-0”
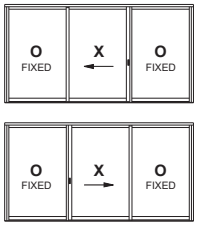 OXO	Without Reinforcing Design Load +75/-75 PSF	15’-4½” x 8’-0”
	Without Reinforcing Design Load +100/-100 PSF	12’-2½” x 8’-0”
	With Reinforcing Design Load +90/-90 PSF	12’-2½” x 9’-0”
	With Reinforcing Design Load +120/-120 PSF	12’-2½” x 8’-0”

SLIDING DOOR SIZE LIMITATIONS (NON-IMPACT, Continued)

CONFIGURATION		MAXIMUM FRAME SIZE* (AS TESTED)
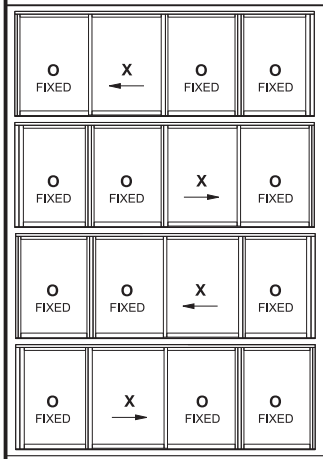 OOXO & OXOO	Without Reinforcing Design Load +75/-75 PSF	20’-6” x 8’-0”
	With Reinforcing Design Load +90/-90 PSF	16’-3” x 9’-0”
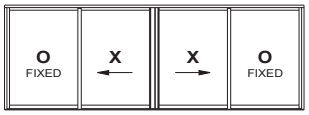 OXXO	Without Reinforcing Design Load +75/-75 PSF	20’-6” x 8’-0”
	Without Reinforcing Design Load +100/-100 PSF	16’-3” x 8’-0”
	With Reinforcing Design Load +120/-120 PSF	16’-3” x 8’-0”
	With Reinforcing Design Load +90/-90 PSF	16’-3” x 9’-0”
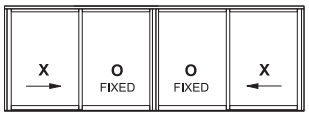 XOOX	Without Reinforcing Design Load +75/-75 PSF	20’-6” x 8’-0”
	With Reinforcing Design Load +90/-90 PSF	16’-3” x 9’-0”

All doors with frame heights over 96” must be reviewed by YKK AP Engineering.

* If the height to width ratio exceeds 3:1, the sliding door must be reviewed by YKK AP engineering.

NOTE:

Frame width and height should allow 3/4” for width & 1/2” for height overall clearance between the door frame and rough opening. This allows for thermal expansion and ease of installation.

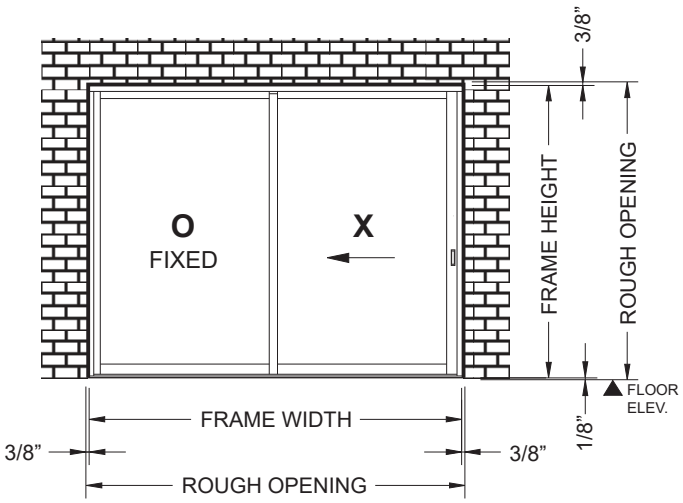

SLIDING DOOR SIZE LIMITATIONS (IMPACT)

CONFIGURATION		MAXIMUM FRAME SIZE* (AS TESTED)
 OX & XO	Without Reinforcing Design Load +100/-100 PSF	8’-2” x 8’-0”
	With Reinforcing Design Load +120/-120 PSF	8’-2” x 8’-0”
	With Reinforcing Low Sill Option +90/-90 PSF (Low Sill Option Available)	8’-3” x 9’-0”
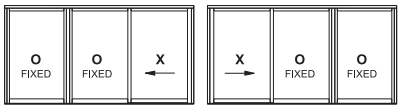 OOX, XOO	With Reinforcing Design Load +90/-90 PSF	12’-2” x 9’-0”
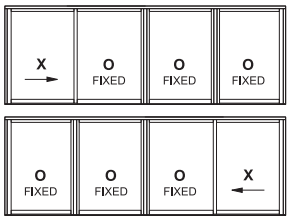 XOOO OOOX	With Reinforcing Design Load +90/-90 PSF	16’-3” x 9’-0”
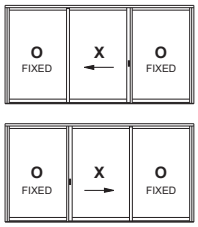 OXO	Without Reinforcing Design Load +100/-100 PSF	12’-2½” x 8’-0”
	With Reinforcing Low Sill Option +120/-120 PSF	12’-2½” x 8’-0”
	With Reinforcing Design Load +90/-90 PSF	12’-2½” x 9’-0”
	With Reinforcing Low Sill Option +70/-70 PSF	

SLIDING DOOR SIZE LIMITATIONS (IMPACT, Continued)

CONFIGURATION		MAXIMUM FRAME SIZE* (AS TESTED)
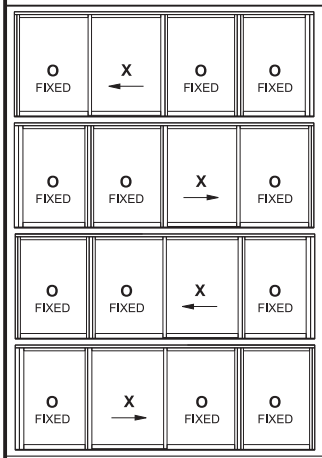 OOXO & OXOO	With Reinforcing Design Load +90/-90 PSF	16’-3” x 9’-0”
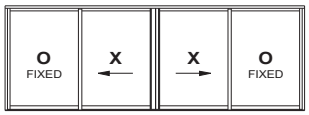 OXXO	Without Reinforcing Design Load +100/-100 PSF	16’-3” x 8’-0”
	With Reinforcing Design Load +120/-120 PSF	16’-3” x 8’-0”
	With Reinforcing Design Load +90/-90 PSF	16’-3” x 9’-0”
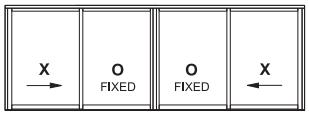 XOOX	With Reinforcing Design Load +90/-90 PSF	16’-3” x 9’-0”

All doors with frame heights over 96” must be reviewed by YKK AP Engineering.

* If the height to width ratio exceeds 3:1, the sliding door must be reviewed by YKK AP engineering.

NOTE:
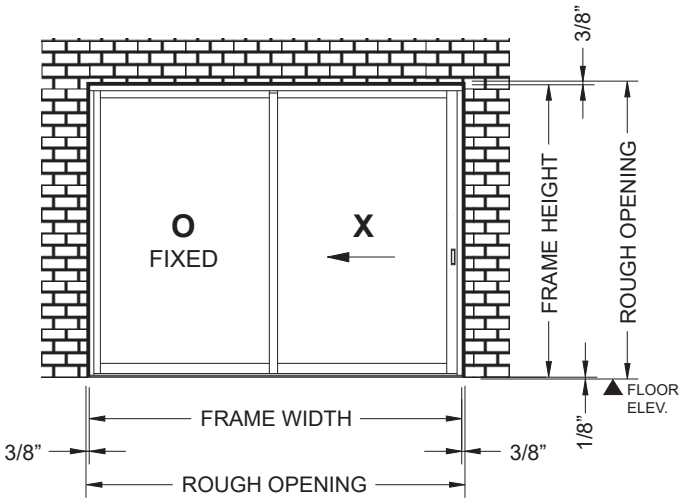
Frame width and height should allow 3/4” for width & 1/2” for height overall clearance between the door frame and rough opening. This allows for thermal expansion and ease of installation.