



**BRANCH:**

**Phone:**

**E-Mail:**

**Date:**

**Multiplier:**

**YES 45 TU (Center)**

**(2" x 4-1/2")**

Purchase Order

Quote Request

This system qualifies for our  
**RAPID BUILDING PROGRAM**  
 Ask your local branch/sales rep for  
 details or visit [www.ykkap.com/rbep](http://www.ykkap.com/rbep)

Customer:	PO #	Request Date:
Job Name:	Quote #	Shipping Method:
Contact:	Phone:	

Finish:	Clear (YS1N)	Dark Bronze (YB5N)	White (YW3N)	Black (YK1N)	Other:
---------	--------------	--------------------	--------------	--------------	--------
























(White not part of Rapid Building Program)








(Only Standard Paints part of Rapid Building Program)

**Numerical quantity ordered is per stocklength, full box or full roll, depending on the part. Amounts per are listed in descriptions.**

DESCRIPTION & LENGTH/AMOUNT PER				PART #	QTY	DESCRIPTION & LENGTH/AMOUNT PER				PART #	QTY	DESCRIPTION & LENGTH/AMOUNT PER				PART #	QTY
Framing Members						Standard Door Framing Members						Heavy Monumental Door Framing Members					
	Head / Vertical	24'-0"	BE9-2553				Three Way 90° Corner Mullion Use with BE9-2567	24'-0"	BE9-2568				Threshold 1/2" x 4"	24'-0"	E9-0407		
	Jamb / Vertical	24'-0"	BE9-2551				135° Corner Mullion Use with BE9-2569	24'-0"	BE9-2569			Thermal Door Framing Members					
	Vertical Heavy Duty	24'-0"	BE9-2561				4-1/2" Horizontal / Sill	24'-0"	BE9-1513				Monumental Door Transom Bar Elastomer Weathering E2-0051 Included	24'-0"	AS-0467		
	Shallow Pocket Filler Slotted	24'-0"	BE9-2552				4-1/2" x 4-1/2" Vertical	24'-0"	BE9-1514				Monumental Door Transom Bar OHCC 2" x 4-1/2"	24'-0"	E9-0443		
	Tubular Vertical	24'-0"	BE9-2555				Glazing Adaptor For 5/8" & 3/4" Glazing	24'-0"	E9-1039				OHCC Door Stop Elastomer Weathering E2-0051 Included	24'-0"	AS-0215		
	Horizontal	24'-0"	BE9-2556				Glazing Adaptor For 3/16", 1/4", 5/16" and 3/8" Glazing	24'-0"	E9-1040				Monumental Door Door Jamb Elastomer Weathering E2-0051 Included	24'-0"	AS-0466		
	Horizontal / Sill	24'-0"	BE9-2579			Standard Door Framing Members							Transom Glass Adaptor For 1" Glazing	24'-0"	E9-1126		
	Glass Stop	24'-0"	E9-1015				Single Acting Door Jamb Elastomer Weathering E2-0051 Included	21'-7"	AS-0411				Vertical Transom Glass Stop For 1" Glazing	24'-0"	E9-1592		
	Sill Flashing	24'-0"	BE9-2578				Single Acting Door Head Elastomer Weathering E2-0051 Included	24'-0"	AS-0412				Transom Bar Glass Stop For 1" Glazing	24'-0"	E9-0413		
	Head Receptor Elastomer Weathering E2-0051 Not Included	24'-0"	BE9-2562				Double Acting Door Jamb	22'-0"	E9-0415				Threshold 1/2" x 4-1/2"	24'-0"	E9-0433		
	Head Receptor Stop Elastomer Weathering E2-0051 Not Included	24'-0"	E9-1033				Double Acting Door Head Pile Weathering E2-0062 Included	24'-0"	AS-0426			Thermal Door Framing Members					
	Deep Pocket Filler For BE9-2569	24'-0"	BE9-2559				Intermediate Door Jamb Use AS-0401 Door Stop	24'-0"	E9-9312				Single Acting Door Jamb Elastomer Weathering E2-0051 Not Included	24'-0"	BE9-2581		
	Expansion Mullion (Female) Weathering Gasket K2-2441 Not Included	24'-0"	BE9-2564				Transom Glass Stop 1/4" Glazing	24'-0"	E9-0403				Deep Pocket Filler	24'-0"	BE9-2609		
	Expansion Mullion (Male)	24'-0"	BE9-2565				Transom Glass Stop 1" Glazing	24'-0"	E9-0413				Transom Bar Pile Weathering E2-0062 Not Included	24'-0"	BE9-2582		
	Hinged Mullion (Female) 0° to 15°	24'-0"	BE9-2557				Transom Glazing Pocket 1/4" Glazing	24'-0"	E9-0434				Transom Glass Stop 1" Glazing	24'-0"	E9-1592		
	Hinged Mullion (Male) 0° to 15°	24'-0"	BE9-2558				Transom Glazing Pocket 1" Glazing	24'-0"	E9-0435				Transom Glazing Pocket 1" Glazing	24'-0"	BE9-2583		
	90° Corner Mullion Use with BE9-2567	24'-0"	BE9-2566				Door Stop Assembly Elastomer Weathering E2-0051 Included	24'-0"	AS-0409				Snap-In Pocket Filler	24'-0"	BE9-2571		
	90° Corner Mullion Use with BE9-2566	24'-0"	BE9-2567				Sash Base Use with E9-0403	24'-0"	E9-0408				Threshold 1/2" x 4"	24'-0"	BE9-0465		

Numerical quantity ordered is per stocklength, full box or full roll, depending on the part. Amounts per are listed in descriptions.

DESCRIPTION & LENGTH/AMOUNT PER			PART #	QTY
Accessories				
	Shear Block	50 pcs.	E1-1059	
	Shear Block	50 pcs.	E1-1058	
	Shear Block For AS-0426	1 pc.	E1-0317	
	End Dam For BE9-2578 Sill Flashing	20 pcs.	E1-0199	
	End Cap	20 pcs.	E1-2603	
	Splice Sleeve For BE9-2578 Sill Flashing	20 pcs.	E2-0070	
	Flat Filler Use at Head and Jamb	50 pcs.	E1-1054	
	Setting Block For Exterior Glazed Intermediate Horiz. and Sill	50 pcs.	E2-0020	
	Setting Block For 4-1/2" Horizontal	50 pcs.	E2-0628	
	Setting Block For Interior Glazed Intermediate Hor- izontal	50 pcs.	E2-0611	
	Setting Block For 1" Glazing Transom	50 pcs.	E2-0056	
	Water Deflector	50 pcs.	E2-0047	
	"W" Side Block For Deep Pocket	50 pcs.	E2-0153	
	Optional Flat Filler	12'-0"	E3-0023	
Gaskets				
	Glazing Gasket	500' per roll	E2-0052	
	Glazing Gasket	500' per roll	E2-0053	
	Glazing Gasket	500' per roll	E2-0064	
	Elastomer Weathering	330' per roll	E2-0051	
	Pile Weathering	6000' per roll	E2-0062	
	Expansion Mullion/ Weathering Gasket	300' per roll	K2-2441	
Fasteners				
	#10 x 3/4" FHSMS Type AB For Attachment of Horizontal to Shear Block E1-0317	100 pcs.	FC-1012	
	#10-24 x 1/2" PHMS SS For Attachment of Sill to Sill Flashing	100 pcs.	PM-1008- SS	
	#10 x 1-3/4" PHSMS Type AB For Attachment of Shear Blocks E1-1058 & E1-1059	100 pcs.	PC-1028	

DESCRIPTION & LENGTH/AMOUNT PER			PART #	QTY
	#12 x 5/8" PHSMS Type AB For Attachment of Horizontal & Sill to Shear Block E1-1058	100 pcs.	PC-1210	
	#12 x 3/4" UFHSMS Type A For Attachment of End Dam to Sill Flashing	100 pcs.	UA-1212	
	#12 x 1/2" FHSMS Type AB, Zinc Plated Steel, For Attachment of E1-2603 End Cap to Head Receptor	100 pcs.	FC-1208	
	#12 x 3/4" FHSMS Type AB For Attachment of Head to Shear Block E1-1059	100 pcs.	FC-1212	
	#12 x 1" PHSMS Type AB For Screw Spline Attachment	100 pcs.	PC-1216	
	#12 x 1-1/4" PHSMS Type AB For Screw Spline Attachment When Using BE9-2553	100 pcs.	PC-1220	
	#12 x 1-3/4" PHSMS Type AB For Attachment of Shear Block E1-0317	100 pcs.	PC-1228	