



www.ykkap.com



The Trove Apartments - Arlington, VA

# YES 60 FI

## Flush Glazed, Center Set Storefront System with Insulating Glass

The **YES 60 FI** is a 6" center set storefront system that can deliver the performance necessary for climate zones 2 and 3 with a 1" Low-E IGU. The YES 60 FI is 10% stronger structurally than the TU and XT systems, allowing for greater spans both vertically and horizontally. It can even hold ¼" monolithic glass with a pocket reducer. This system is one of the most flexible storefront design choices on the market today.

- Large horizontal/vertical spans for 6" system
- 1" Standard Insulating Glazing with a 1/4" Monolithic Glass infill option
- High Performance Sill Flashing
  - ◆ No blind seals
  - ◆ Tall back leg for enhanced water resistance
  - ◆ Patented 3-point attachment of end dam
- Stick built assembly with concealed fasteners by Screw Spline
- Integrates with our YKK AP Entrances and Sun Control Systems

### Configuration:

Glazing	Glass Setting	Installation
Outside	Center Set	Screw Spline

### Thermal Values:

<b>U-Factor:</b>	Values as low as <b>0.46*</b>
<b>CRF:</b>	Minimum <b>42</b> <sub>frame</sub> and <b>61</b> <sub>glass</sub>

\*Based on NFRC 100. Lower values may be achieved through further simulation.

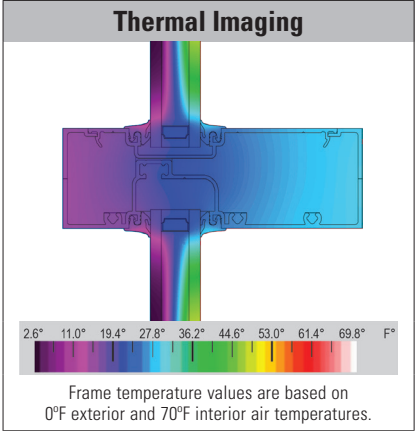


YES 60 FI SPECS		
Base Depth	6"	
Sightline	2"	
Config	Outside Glazed / Center Set	
Tested Glass	1" IGU with Low-E (C.O.G. U-Factor: 0.29)	
Test	Results	Standards
Air Infiltration	0.06 CFM/FT <sup>2</sup> (1.10 m <sup>3</sup> /h·m <sup>2</sup> ) @ 6.24 PSF (299 Pa)	ASTM E 283
Water Infiltration	Static: 12 PSF (575 Pa) Dynamic: 12 PSF (575 Pa)	ASTM E 331 AAMA 501
Acoustical (1" IGU)	Standard STC: 31 Standard OITC: 25	ASTM E 90 ASTM E 1425
	Laminated STC: 34 Laminated OITC: 28	

Thermal Performance								
Mullion Depth (1" IGU)	U-Factor - BTU/hr·ft <sup>2</sup> ·°F						CRF	
2" x 6"	0.54	0.52	0.50	0.49	0.47	0.46	42	61
Center of Glass	0.30	0.28	0.26	0.24	0.22	0.20	Frame	Glass
AAMA 507 & NFRC 100							AAMA 1503	


Finish Options	
Type	Standard
Factory Anodized	AAMA 612
Organic Paints	AAMA 2604 AAMA 2605

Various System Options
Compound Mullions, Expansion Mullion, 90° Outside and Inside Mullions, Door Jambs and Transoms



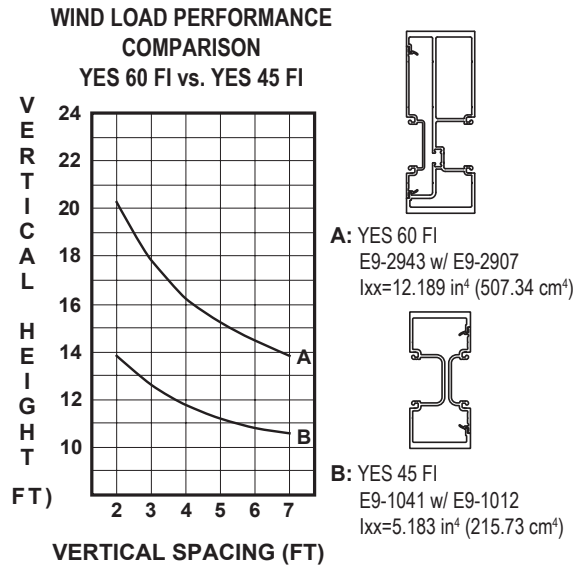
## Sill Flashing Design

- ▶ 2" back leg on sill flashing – enhanced water resistance in the field and in water testing
- ▶ Three point attachment of end dam, with a foldable tab and two screws into flashing splines
- ▶ No sill anchoring required if end reaction is less than 500 lbs
- No secondary penetration of sill and flashing when properly sealed



## Structural Integrity

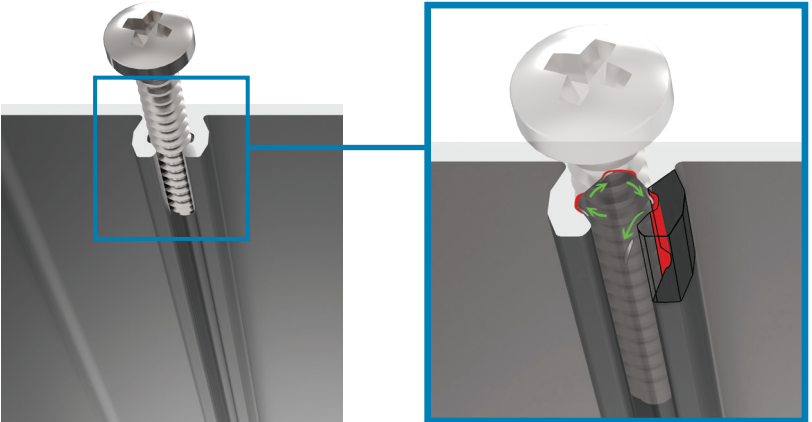
Longer horizontal mullions resulting in greater spans for projects. Chart based on a 20 PSF windload.



## Installation Efficiency

Our screw spline storefronts utilize a diamond shaped spline to help with installation speed and efficiency.

- Reduces stress at the fastener head helping prevent any screw breaks
- Eliminates the need for wax dipping fasteners prior to use
- Can re-use/re-drive screws into splines without stripping
- Fastener chip relief makes for reduced fabrication time



Additional information including CAD details, CSI specs, test reports and installation instructions are found on the Product Guide by clicking this link or visiting [www.ykkap.com/commercial/productguide](http://www.ykkap.com/commercial/productguide)